

THE WOODEN BOAT
ASSOCIATION OF QUEENSLAND Inc
Celebrating the diversity and enjoyment of Wooden Boats

THE LOG

Email: info@woodenboat.org.au
Web: <http://www.woodenboat.org.au>
P O Box 1007
HAMILTON CENTRAL 4007

MAY 2024

**"OFTEN IT DOES SEEM A PITY THAT NOAH
AND HIS PARTY DID NOT MISS THE BOAT"**

Mark Twain



WBAQ AT MALENY WOOD EXPO
Story inside



Wooden Boat Assn Qld Committee

- **President** Jim Jones 0408 443 291
- **Vice-President** Jon Elcock 0413 945 377
- **Secretary** POSITION VACANT
- **M'ship Secretary** Jon Elcock 0413 945 377
- **Treasurer** Alex Malcolm 0474 307 626
- **Webmaster** John Tennock
- **Publicity & Speaker Co-ord**
Malcolm Hodgen 0400 075 931
- **Committee** Ian Trail, Harry Beauchamp,
(Providores) Ian Primrose (Log Editor),
- **Messabout Co-ordinator**
Phil Brown 0416 057 277
- **Community Liaison** Scott Garven
0418 184 547
- **Merchandise** Leo Sines
- **Librarian** Anne Tennock
- **Log Editor** Ian Primrose 0491 120 888

Workshop

workshop@woodenboat.org.au

Regular Meetings and Activities

A monthly Social BBQ for Members and Guests is held on the second Tuesday of the month commencing from 5.30pm. A short report on the previous Committee Meeting is given at about 6.30 pm followed by a Guest Speaker. Bring along your plans, projects and problems for group attention. Don't forget something for SHOW, TELL & ASK. Until further notice, the Committee Meetings are held by video at 4:30 pm on the Monday preceding the monthly Social BBQ.

WE MEET AT

**THE BOATSHED, 39 ARGYLE ST,
ALBION**

Messabouts are held monthly. For details of these and other wooden boat events, refer to the calendar of events later in this newsletter or check the calendar on the WBAQ website.

Sub-Committees

Messabout Calendar info@woodenboat.org.au

Providores Ian Trail,

WBAQ Disclaimer

Opinions and Advice: Opinions and advice expressed in "The Log" and the Association's meetings are those of the individual originator's only. The Editor and the Association's Committee do not necessarily endorse views expressed at such forums.

Participation in Events: Participation in events organised by the Association may involve certain risks inherently associated with the perils of the sea or weather which include the possibility of damage to, or loss of, vessels and equipment, as well as injury or death to persons. Such risks will require the exercise of the prior judgment of members on behalf of themselves, their guests and invitees, whether to commence or continue any particular activity irrespective of information supplied by the Association, its Committee or officers. The Association, its Committee and officers accept no responsibility for damage, loss, injury or death arising from these risks.

Editor's Note

Your contributions to the LOG are sought and welcomed. Articles in MS word with JPEG photos are the preferred format. Email if possible. The Log is generally finalised the day after the monthly meeting. Editor Ian Primrose Phone 3263 3381 m 0491 120 888 Contributions to: imprimrose@powerup.com.au

Contributions to "The Log": Contributions to "The Log" by members of the Association on relevant topics are most welcome. Contributions may be edited before publication at the Editor's discretion. By submitting any material for publication the Contributor warrants that he/she is the copyright owner, and consents to both the editing of the material and its publication in "The Log" and on the Association's website, on a royalty free basis.

HEADER PHOTO :
Sailing at Pt Talburpin Nov 2022



FIND US ON FACEBOOK AT

<https://www.facebook.com/WoodenBoatAssociationOfQueensland/>

FOR ALL THE LATEST PHOTOS, VIDEOS AND NEWS

Press Control [ctrl] & Click to access active links in the LOG or copy to your search engine

FROM THE CAPTAIN'S CABIN

Once again the Maleny Wood Expo has come and gone. The showery weather during the preceding week and the first two days presented some challenges for the organisers. But the weather did not deter a dozen or so of our Members to make the trip to the Expo with their boats in tow.

With fifteen boats on display, there was a lot of looking, touching and talking. Over sixty model dinghies were built by youngsters under the watchful eyes of our Members.. All of Ian Primrose's tug boats sold along with most of his other toys.

Thanks to Phil Brown for the excellent organising of our attendance. Thanks also to the Members who had their boats on display, who supervised the building of the kits and who made the toys.

The Office of Fair Trading has decided that Associations, like the WBAQ, require a Grievance Procedure to be added to the Association's Constitution. This Procedure will set out a procedure for dealing with a dispute under the rules between parties as mentioned in section 47A(1) of the Act. An additional smaller change is that at an AGM, the Association's Financial Statement shall report the total benefits and remuneration made to Management Committee Members and their relatives even if the amount to report is zero. The additions have been approved by the Committee and will be presented as a Special Resolution at the June Meeting of the Members.

Work on the Lazy E has been on hold for the last couple of months while we concentrated on laser cutting of kits and cutting, sanding and painting toys for the Expo. I would like to restart on the repair next month. Ideally I would like to see two teams, one on Thursday and one on Saturday. Saturday would be to allow Members who work during the week to participate in the repair. If you can help, please let me know.

JIM

LAUNCHINGS



NAVAL flags meaning "Well Done"

MARK SCOTT advises...

'*Matilda*' was launched in April at Cleveland. She is 14 foot and has a boom-less lug rig. She was built in strip plank cedar from plans and patterns to the *Aber* design (forerunner to *Ilur*) by Vivier.

She recently attended a messabout on the Brisbane River and went well.



AT THE WORKSHOP





How many blokes does it take to feed a 5m Hoop pine mast through the thickener?

Richard Thompson glued up his mast at the Workshop. Then it was time to reduce the bulk by feeding it through the thickener. Five willing workers was the answer and it all went well.

Richard now has the task of tapering and rounding it.

**A PROJECT
EXPRESSIONS OF INTEREST**

Have we got a deal for you!



SASAFRAS CANOE - Seeking expressions of interest to finish this canoe. Some options might be.. Use it as a training aid to help members learn the process; someone to take on themselves with a donation to WBAQ; person to lead the build; sell on completion etc.

We are open to all ideas - Contact Jim

This canoe is from a kit and is all wired ready for gluing. Phil has done the hard bit, pulling it into shape. It is a one person light-weight 12foot canoe usually paddled with a double paddle.

WEBWATCH

Go boating without getting wet.

Six week solo circumnavigation of Tasmania in a 13 ft Scamp (30 minutes)

[Ep. 16 - SOLO AROUND TASMANIA & ACROSS BASS STRAIT IN A 13' OPEN DINGHY - YouTube](#)

LITTLE SHIPS OF ENGLAND 1943

Victorian WBA found this one. It's a beauty. Worth watching just for the accented commentary and pictures of lovely little wooden boats. Run time About 15 minutes

[The Little Ships of England \(1943\) \(youtube.com\)](#)

Sailing Kate Louise . Dinghy cruising on Myall Lakes Alex is interviewed at 27 minutes but there is great interviews and looks at different boats in this 46 minute video. Informative and beautifully filmed.

[Dinghy Cruising to the max \(youtube.com\)](#)

**NEW MEMBERS
A hearty welcome to:**

Mr Brian Wilson of Toowoomba

Brian has a 16ft Putt-Putt type hull built at Lake Macquarie around 1930, with a single cylinder steam, Ofiedt Water Tube Boiler currently undergoing repairs.

Contact source, have known for some time but more recently from Ken Mills from Boreen Point

**PIMPAMA RIVER
13th April
Story Phil Brown. Photos Dennis**

In October 2019 we visited Pimpama River on a paddle, row, motor messabout, launching downstream side of Kerkin Rd Weir. I was one of the four participants on that Messabout.



Four and a half years later we revisit the Kerkin Road weir to venture upstream, as it turns out three of the participant this time were on the last journey. We felt a little unsure if we were at the correct location as there is now a large high level bridge spanning the river adjacent to the low level weir crossing.

Maybe we should get out more often.

We paddled/rowed upstream, and of course, still water because of weir, the water close to the weir was dark



brown due to recent rainfall upstream. I think the weir would have been spilling earlier in the week.



Not far from the weir the water was much cleaner. The river is reasonably wide and the view from the driver seat is pleasant. We found a dismounting spot for morning tea.

Refreshments done, off again, we discussed the reason for the weir and came to the conclusion it was to maintain the water table level suitable to the growing of Sugar Cane. This was evidenced by manmade channels off through the fields.

After some time the river started to narrow and had more fallen trees, I felt some rubbing under the kayak of soft twiggy branches. Darrell, now under steam (read electric motor) struck a couple of submerged objects and elected to turn back.



Darrell under oars

Dennis and I paddled on, not far, and the river narrowed further, and a stone throw (with a weak arm) further was a tree across the banks. The lead canoe could fit under the log but, alas, the Captain could not. I did not bother to try. There was a second log, broken, and Dennis surmised it may have been a place where the local cane rail may have been.

We turned to retrace the stream and on contacting Darrell, found that all was good, so we stopped for a lunch break before returning to the launch point.



Time for smoko

All in all a good paddle, not a large distance, about 14.5 km.
Happy paddles.



This was our sixth showing at the Maleny Wood Expo, the first being in 2016 but missing 3 in the Covid years.

It was "bump-in" (as they say in the trade) on Friday 2nd and the boats started to arrive and so had the rain the night before, resulting on mud, mud and more mud. It was not looking too good with the organisers looking at a loss through poor attendance.

However, they are a hardy lot in the village and surrounds at Maleny and they weren't deterred so at 8.30 they were queuing up sheltering under umbrellas waiting to get in. It was showery all day – not too annoying or uncomfortable.





We had a great display of 18 boats and canoes and we were provided with a large marquee to shelter, sell stuff and to construct the model kits with kids.



There was a lot of interest in the boats on display as there was great variety from canoes, John Tennock's stacking dinghy (called Curlew), Scott's beautiful but powerful putt-putt "Lillian Rose", a great range of sail boats as well as Graeme's huge Murray River Boat in which he camped most comfortably.



Saturday night 18 went to the Maleny Pub for dinner and that was as pleasant social occasion.

The sun came out on Sunday and stayed out for Monday as did the crowd.

We ran model building workshops 3 times on each day, each with 8 or 9 participants. The kits went together well, thanks to Jim who was assisted in their production by Jon. Together they produced one hundred laser-cut kits.

We restricted the kit participation age to >8 years as younger kids just don't seem to have the dexterity.

Some younger ones snuck in so their fathers had to do the build and some proved as incompetent as their young kids.



Alex helps a young person



Rod works with a young fellow

For the younger kids we had "Tommy the Tugboat" kits consisting of just 4 pieces and we sold 48 of these at \$5 each.

The skill level varied, but it is very rewarding to see the pride on kid's faces when they walk out with a boat they have just completed.

The proceeds of the larger kits went to the organisers raising about \$900 and we raised \$720 from sale of models and kits with proceeds for us. It's really not about the money – the pleasure is seeing kids walk away with a cheap, basic, battery-less toy and a smile on their face.





Thanks to Phil Brown who did all the liaison and organising and to members who bought boats and assisted in the tutoring of the kids. It was an enjoyable and successful show!

Phil Brown Adds...

The Wooden Boat Association of Queensland participated in the above event over the May long weekend (4th-6th)

We had a static display of some of our member's boats and canoes / kayaks. Unfortunately for the organisers the weather prior to the event was wet, and decided to present again on the Saturday. The morning crowd was good, but as the showers came over it seemed to be enough to discourage attendance.

The event is Family-oriented and has a variety of activities for children and adults. The activities for the youngsters include assembling a timber plat pot holder, painting spinning tops, wood art using a soldering iron, a three legged milking stool, a carry box, and others.

We ran 9 workshops over the three days and had 61 model Dinghy kits completed and taken away by youngsters 8 – 14 years old. The Kits are laser-cut and assembled as we would a stitch and glue full size dinghy.

We had eight youths per session with one adviser for each person. The usual time to completion is about one hour, but the older, more competent children can complete the task in 40-45 minutes. Some kit builders

have never used cable ties or hot glue guns before this, so it can be a big learning curve, and a great boost to their ego when the boat is finished.

This year Ian Primrose designed and made a 'Tommy the Tugboat' (+Jim laser-cut anchors and signs) that was assembled from four pieces of wood and two dowels. These tugboats could be assembled by younger siblings for the other build class, or any other youngster. We also had other small wooden toys' sail boats, cars with boat trailers, racing cars etc, that were popular items for sale.



The Expo is run by the Barung Land Care group of the Maleny area as a fund-raising event, we let their people collect the money at the Information tent, and your committee decided to donate these proceeds to their cause. We hope that some time down the track some of these kids will recall the experience and build a canoe or boat for themselves.

Now it is time to give a **BIG SHOUT OUT OF THANKS** to all of the members and their partners who allowed them time off to help, or came along and helped, and also towed their boats to display and 'wave the flag' for our association.



The Sydney RAID group Myall Lakes RAID 2024

This year's RAID at Mall Lakes had a very good turnout of about 20 boats, up from last year's event where 8 boats took part. If you have ever thought about attending one of these informal gatherings I encourage you to make the effort. It is a very enjoyable way to spend a few days.



This was my first time joining this, or any, group of sailing/camping cruisers as well as my first time on Myall Lakes. It was well worth the 6 hr. Drive to get to the Violet Hill boat ramp, situated in the Mall Lakes National Park. The ramp is quite good and the park has a toilet block.

Boats and their sailors hailed from as far away as Paynesville, Gippsland in the South, to Redland Bay in the North and included such places as Canberra, Port Hacking, Sydney, Shoalhaven, Foster, Coffs Harbour and myself from Terranora.

Some of the boats attending were: A Norwalk Island Sharpie, an Oughtred Wee Seal & Fulmar, a Storer sailing canoe with outriggers, a Goat Island Skiff, a Welsford Navigator, a Bolger Martha Jane & Bobcat, a West White Potter, a Botteril 16 Explorer, a Core Sound 17, a 125, a Sunmaid 20, a Stornaway 18, a Pocketship, a Cygnet 20, and an O'Day 17.

The Mall Lakes system offers great sailing including the large, mostly fresh and clear waters of Myall Lake, then through the narrow channel into Boolambayte Lake which itself turns into a narrow channel into the Bombah Broadwater.

This RAID stayed in the Mall Lake and into Boolambayte lake only, however.


I turned off the M1 as the last light of the day faded, driving along the rough Lakes Way and turning onto the gravel Violet Hill Rd. After dodging potholes I rolled into the campground and pulled up to a spot not far from an interesting double ender sitting on her trailer under a canopy of stars and strongly scented eucalyptus air.

Monday morning dawned clear where numerous blokes came to welcome and enquire about the boat, myself and where we were from. There I learned that some of the RAIDers had camped elsewhere for the night and were returning to meet up and get underway by 9:30 am.



After launching I motored a short distance away to anchor while I filled my water ballast tanks and just as this task was being completed the fleet sailed past with waves and hellos. Underway, I followed them through the flukey narrows in a largely following light breeze.

As we rounded the point to Tickerabbit the wind got up to about 10 kn as we anchored and explored the site which offered a sandy bottom, good holding ground and clear water. Fourteen boats then set off towards the top of Mall Lake in about 12 kn. to Kataway Bay for lunch. There was not much of a landing spot so we anchored, ate and talked across the water.



All were underway by 2:30 for a delightful sail beginning with a run, then reach to a beat in diminishing winds through the narrows to Johnson's Beach campground on Boolambayte Lake for the night. As the sun set, firewood was brought out from various holds and lit to enjoy conversation and company.





Tuesday morning dawned sunny again with the wind increasing a bit making the beat to Korsmans campground very interesting. Once underway with a reef in the main in increasing winds we were on the beat again. Winds increased to 15-20 kn. Making the sailing more challenging, and to me, fun!

We beat through the Violet Hill narrows, some boats opting to stay put at the campground due to the forecast. A SSW storm approaching with winds of 40 kn gusts expected as well as rain. Seven of us opted to carry on to Tickerabbit to wait it out in the lee.



The wait took all the next day and night! Thursday was the day I expected to return home, as three of our fleet did, but decided to stay as I was concerned about retrieving the boat onto the trailer with the strong winds still present blowing onshore to the ramp. The best solution, of course, to a pickle like this is to put in a reef and go sailing!

So that's what the four of us did. We sailed up the western side of Myall Lake to the head of Mayers Bay in increasing winds. Two decided to return to Tickerabbit for the day while I and one other reached across the top of the Lake with winds gusting up to 20 k.

This made the beat into Cutaway Bay very exciting as I was somewhat over canvassed. I anchored there for lunch and then put in my second reef. This allowed for a wonderful beat in 20-25 kn back to Tickerabbit for the night.

Friday morning dawned clear again with a light wind, enough to sail with the reefs shaken out to Violet Hill where willing hands assisted with each other haul out.

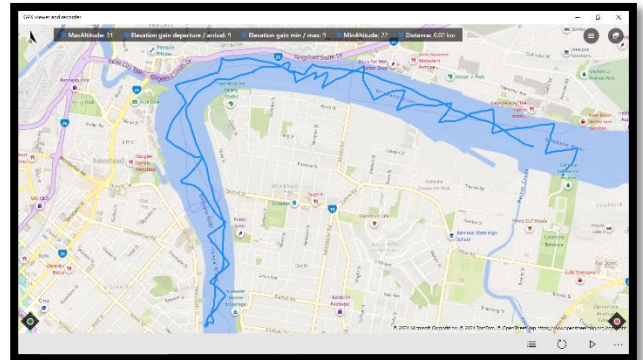
It was a fabulous few days, without question and there was some talk about holding a RAID event on Moreton

Bay sometime, as well as one in the Gippsland Lakes which also sounded like an interesting place to sail.

All being well, by the time this edition of the LOG comes out there might be a video about the RAID Myall Lakes 2024 on the YouTube channel "Sailing Kate Louise". Take a look!

Cheers, Pete Tebbutt

BRISBANE RIVER MESSABOUT
27th April
Phil Brown



On the Brisbane River, we launched at Colmslie and proceeding upriver with the tail of the flooding tide. There may have been an error in promoting this outing, but was posted on the Webpage Calendar, where Mark, a fellow member, saw the notice and messaged to say he would attend.

Mark and I had met at the Victoria Point boat ramp awhile back, he then had a Puffin dinghy and timber catamaran moored off shore.

On this day he arrived with a new boat, only on it's third outing, the second outing being only two days prior, on Anzac Day. (See Launchings Above)

The boat "Matilda" is a Vivier Aber 4.3 metre Strip Planked Sailing Dinghy, which Mark built.





We set off with a gentle breeze which also turned to be fickle, so a bit of sailing and a bit of drifting with tide, and so on and so forth.

After about an hour and a half we reached the Hawthorne Ferry pier and elected to go to the opposite side of the river where there is a docking area and space for us to tie up, stretch our legs and to have morning tea.

We decided to re trace our movements and, as the breeze had appeared to have freshened, we thought we may have enjoyed a good run. We did so to the first bend, where I reckoned a good reach might occur, but alas, no. So an exercise in tacking was in order for the return to the ramp.

The Aber has a boomless sail, and Mark set out with a reef in, and I am pleased he did, as he had to do some circle work and heaving to, so I could catch up. I think the Aber has a sail area of 104 sq ft, and has a slippery hull, The Catspaw has 64 sq ft of sail. Not so quick!

We both enjoyed the messabout, plenty to look at each side of the River, the City Cats were very courteous toward us, and there was not a large amount of other boating activity on this section of the River.

Total distance sailed about 14.8 klm.

NEWS

**MEMBER UPDATE-
DON HALLIWELL**

Gail Halliwell writes...

“Many current and past members of the Wooden Boat Association of Queensland will remember Don Halliwell. Don participated in many WBAQ events such as the Messabouts.

Some will know that he designed and built wooden boats (about 26), many inspired by the work of boat designer Philip Bolger. He sailed these boats in Moreton Bay and as far north as the Great Sandy Straits. Early boats such as Kim’s Pram sailed around Thursday Island and the Torres Strait when our family were there.

Don is now 88 years old and has vascular dementia.

So Don and I are moving to Canberra to live in an apartment, currently under construction, attached to our daughter’s house. We expect the build will be ready for us to move to Canberra in 2025.

Now, we are starting the process of dismantling some fifty years of boat building under our house in Bardon - sad but necessary.”

Footnote: Don has a Bolger “Birdwatcher” as an almost finished project that may come onto the market soon.

THINK ABOUT THIS...

***Common sense is like
deodorant.
The people who need it the
most never use it.***

JUST FOR PUN!

***I shot a man with a paintball
gun just to see him dye.***

**WHAT HAPPENED AT
THE LAST MEETING**

We did a small wood-working job for Steve, a member of the Te waka Dragon Boats. Being a retired butcher, Steve kindly made some Italian Sausages to supplement our BBQ meal. Mmm ...delicious.

Our Guest speaker, Alan Graham started the Traditional & Vintage Boat Association of Queensland in 1988 that later, in February 1991, it became the Wooden Boat Association of Qld.

Alan started the Bribie Classic Regatta that is now in its 25th year.

At the risk of challenge, I call Alan “the father of small wooden boating in Qld”. Not only has he built numerous timber boats, he has generously shared his



knowledge and advice to others. He has promoted small wooden boats at every opportunity by not only example but through active participation in events. This his story...

Alan served his 5 year apprenticeship in boat-building from 1953 to 1959 at Geoff Clark’s three-ramp slipway at Hawthorne. It was the time where the apprentice copped all the jobs that others disliked such as clearing the mud from the slipway and keeping the fire going under the steambox. Red-lead was the material of choice and this often found its way onto one’s lunch!
He stayed on for another year but he could see the march of “progress” with fibreglass replacing timber and outboards replacing inboard motors. It was time to move on.

For a change of pace, Alan became a set-maker for the ABC TV (Ch 2) making scenery. This he did for about 6 years. Time to go back to the familiar trade of boat building.

Start a business – Why not? He could sell every boat that he made and he made plenty – all wood of course. There were ski boats, a 21ft Hartley and numerous small boats – his own designs, made in a jig – the production line way.
He was approached by Haines Hunter to make the plugs for their production boats. This proved more beneficial to HH than Alan.

It was the early ‘70’s and time to move on so Alan took on work with another builder, this time getting more credit for his design and innovation. Alas it was not to last as the 1974 floods put 20feet of water through the workshop, destroying the plugs he had made and the employer went bust.
Disillusion prevailed as there was not possibility of picking up the pieces so Alan became a Transport Inspector until he took early retirement at 58.
Time to build more boats.

He completed “Classic” in 1986– a ply clinker putt-putt with a 5 HP Blaxland. It was displayed a Expo88, being only one of two boats exhibited.
He build two Catspaw dinghies- one called Ella in 1991 with a small Blaxland that he still has.

Alan makes a scale model of each boat he builds or sometimes a half-model to adjust the lines.

He still has a few boats under the house but at 85, he is now having trouble getting in and out of them these days so his boating is limited.

The Bribie Classic Regatta that Alan kicked off in 1997 with 40 boats now attracts close to 100.
With a few deviations, Alan has spent a lifetime in wooden boats. You have to admire his passion.

CALENDAR OF MESSABOUTS & EVENTS


One day, weekend and week-long Messabouts and big events in 2024

***NOTE:** Due to the wide range of boat sizes and types, and relative seaworthiness, it always remains the Skipper’s decision whether to participate or not. Aim to launch & depart from ramps by 0900 hrs unless otherwise advised. All week long events have a “Plan B” to be Wivenhoe Dam or Atkinson’s Dam. For last minute information contact the nominated organiser (listed below) or a Messabout Committee member: Darrell Spiers 3298 5394 Jim Jones 0408 443 291*

IT IS STRONGLY RECOMMENDED THAT MEMBERS CARRY PUBLIC LIABILITY INSURANCE TO \$10M WHEN PARTICIPATING IN MESSABOUTS (OR AT ALL TIMES WHEN USING YOUR BOAT FOR THAT MATTER) YOU ARE THE SKIPPER – YOU ARE RESPONSIBLE!

If you are intending to go to a Messabout, Please advise the Host in case there are any last-minute changes (due to weather or other unavoidable changes).

Type of Event: P= Paddle, R= Row, S= Sail, M= Motor BB Big Boats Brackets () indicate possible but not reco’md

MONTH	TYPE	MESSABOUT	EVENTS
MAY	S,M	<ul style="list-style-type: none"> 22nd & 23rd Mission Point overnight camp prior to the Bribie Classic 	24-26th Bribie Classic Regatta



JUNE	S,P	<ul style="list-style-type: none"> Sunday 2nd- Friday 7th Wivenhoe Dam camp Capt Logan Campsite. 	Saturday 22 nd Moreton Bay Classic to Peel Island- See below
JULY	S,M,BB	<ul style="list-style-type: none"> Saturday 6th Raby Bay to Peel Island. Sail/motor. HT 1.73m @ 0940 	<p>Saturday 20th QCYC Vintage Yacht Regatta.</p> <p>Sunday 21st Flinders Day Re-enactment Coochiemudlo Island.</p>
AUGUST	S,M,P S,M	<ul style="list-style-type: none"> Sunday 4th- Friday 9th Caloundra week Friday 23rd- Sunday 25th South Moreton Bay camp cruise weekend. 	
SEPTEMBER	P P,R,M	<ul style="list-style-type: none"> Saturday 7th Enoggera Dam Paddle Saturday 21st Dohles Rocks upstream .HT 2.38m @1146hrs 	
OCTOBER	S,M,P,R BB	<ul style="list-style-type: none"> Saturday 19th Manly to King Island HT 2.53m@1040hrs 	
NOVEMBER	S,M,P S,R,M	<ul style="list-style-type: none"> Sunday 3rd –Friday 8th Lake Cootharaba Camp, Boreen Point Saturday 30th Brisbane River , South Brisbane upstream, HT2.36m @ 0856hrs+1 hr 	
DECEMBER	S,M EAT	<ul style="list-style-type: none"> Wednesday 4th HT 2.41m @ 1127hrs Victoria Point or Shorncliffe Sunday 15th Christmas Lunch at the Boat Shed, Argyle Street. 	



COMING EVENT DETAILS

Mark your calendar now.
Contact the Host if you are attending

MESSABOUT CO-ORDINATOR

Phil Brown 0416 057 277
Contact designated host for each event where stated.

Moreton Bay Classic Boat Regatta June 22nd

For past two years there has been a very successful boat regatta, primarily large boats sailing from Manly to Peel Island. (Horseshoe Bay). Around 70 large boats leaving around 8.30am with at a guess 150 or so people. The organisers would love to have lots of small boats, along the lines of Bribie, on the beach. You can sail in from anywhere aiming to be there midmorning.



They have invited the WBAQ to attend. Also like Bribie a trophy "people's choice" and other generous prizes are being offered. Ian Eastgate is making the trophy. The "people's choice" will only be for the shore boats not those anchored off. A free BBQ lunch is also on offer. If you are interested drop me a short email "boat name and number of crew" for catering purposes. Ian Mortleman isolabella8@yahoo.com.au

WBAQ MARKETPLACE

Members – advertise for free here for 3 months! Boats, tools, accessories etc
WBA Qld accepts no responsibility for the accuracy of the information provided by the vendor, nor can it act as an agent in relation to any item listed. It remains the responsibility of the vendor and the buyer to verify the accuracy of information posted and to agree on the details of sale

BRING / BUY / GIVE-AWAY TABLE AT EVERY MEETING – Clear your pre-loved items and transfer them to another more needy member. Mark items with name and price. No commission – free service! See Leo Sines – Merchandise Co-ordinator

WBAQ MERCHANDISE Identify your boat or yourself with WBAQ signage. Cloth Badges \$5; Stick-on labels 50cents.

NEW DOUBLE-SIDED BURGEES \$15.

SINGLE- SIDED FLOPPIES \$7

See Leo at the Merchandise Table at every meeting



LEO'S SHOP ROPE. Available to members at cost. 6mm - .70c; 8mm-\$1; 10mm-\$1.20 per metre. Suitable for rigging or general use. Also 3mm cord in spools – only \$3 while stocks last. Order before the meeting by phoning Leo Sines 0418 781 755

NEW! Classic wooden Moreton Bay 14 foot "flattie" dinghy thought to have been built by and certainly later restored by Hugh Morris, a high-profile Brisbane boatbuilder, who built many very well-known wooden Classic Moreton Bay Cruisers. In beautiful condition with full 2 pack paint in perfect condition, inside and out plus sailing rig including centreboard, rudder, mast and sails – including two spinnakers. On a registered trailer (include 12 months rego). Comes with almost brand new Mercury 4 HP hardly used in perfect condition. Trailer completely restored also, new jockey wheel, straps & rewired. Price \$2,960 Craig Templeman mob 0407 151 829



NEW! FOR SALE Drascombe Lugger, Beachcomber, (LOA 18ft- 9 in)

Beachcomber is a professionally-built Drascombe Lugger, designed by John Watkinson, famous UK Naval Officer, and built under license in Australia. Over 2000 Luggers have been built world wide, and are still being built, attesting to their popularity with family or more adventuresome sailing. *Beachcomber* is a day-sailer, with open cockpit and space, and registered for 7. She is safe and easy to manage with 3 sails and an outboard (Honda 5) motor. *Beachcomber's* hull is of fibre glass, over glued timber strakes, to form the clinker hull; she has timber (teak) trimmings and timber spars. *Beachcomber* and her Dunbier trailer are registered, and along with the motor, are in good working condition; she comes with a considerable amount of equipment. She is on her trailer, under cover, in Kenmore, Brisbane. She has served this family well for almost 20 years, and perhaps two other families before then. Now, because of my age and health, she needs a new owner. **Price \$12,500.0**

My contact details are: Ken Fischer, 0438734510, kenfischer@iinet.net.au



FOR SALE – 'Sophia' – 16ft pleasure boat with 50hp Tohatsu outboard. Built in 2007. Marine grade hoop pine ply over hoop pine ribs. Teak and Ash ply to deck. Fully encapsulated in epoxy. LDPE (Low Density Polyethylene) floatation foam to underside of front deck and floor. Custom windscreen and upholstery. Removable rear seat for storage. Twin 60 litre stainless steel fuel tanks. Comes on Belco custom trailer. Fully

Contact Alan Bates
 0402 891 113 chelmer@bigpond.net.au



serviced and new battery. Seats 6 people in comfort. Sale includes all safety equipment and ancillaries. Registered to April, 2024. Must sell - \$12,000 ono. Located Chelmer



BLAXLAND MOTOR

2 stroke Putt Putt Motor 3hp with Brass propeller Cast Bronze Muffler. Ready to install. Beautifully engineered
Blaxland 5/8 Cone Clutch available if needed – by negotiation Located Caloundra
\$800 Stan Wood 07 5492 1752



PUTT-PUTT MOTOR

Rare early model Tasman - 3 hp – 2 stroke marine engine with a blind head. In perfect condition. Flywheel mounted clutch. Original Bosch magneto with original Bosch spark plug. Brass American Holly Carburettor. Motor stripped bare, lightly honed and rings fitted despite not needing same. Stored and filled with inhibitor since disassembly. Compression A1. \$1500 Located Caloundra Stan Wood 07 5492 1752



FOR SALE – YACHT

Trevor Green's yacht is for sale-
1960 9.14m Griffin Crown, Built 1960 at Church Point NSW Designer Arthur Robb Builder John Griffin
Beam 2.59m Draft 1.67m Hull construction Carvel Timber Fibreglass sheathed hull and cabin top 2016. 14hp Nanni inboard/shaft motor. Dinghy Autohelm Anchor windlass New electrical panels for engine and navigation lights VHF radio Compass Depth sounder Self furling foresail 12v fridge Gimballed meths burner. Will be placed in the hands of a broker with expected selling price around \$29,000 Located Manly Boat Harbour Coralie
Nicolson <coralie.nicolson@icloud.com>



Boatcraft Pacific (Advertisement)

The best source for all your boat building materials.

- Bote-Cote marine coating resins. 2:1 Amine blush free optimised for Australian conditions
- Epox-E-Glue A pre gelled 1:1 epoxy glue.
- Purbond Single pack waterproof adhesive ideal for strip planking and joinery.
- Aquacote Water based high build epoxy primer and water based 2 pack polyurethane top coat. Very high performance two pack paints without the fumes and health worries.
- Cop-R-Bote antifouling. Copper metal permanent antifoul that really works.
- Fibreglass Woven and knitted reinforced- the widest range of weights and constructions.
- Timber and Plywood. Marine plywood and long length clear hoop pine, WRC and Kiri.
- Silicone Bronze and Copper fastenings. The largest range in Australia.
- Davey traditional bronze ship and boat fittings. Plans. We can supply a wide range of boat plans. Come and browse our catalogues. Save money with our material packages.

14 Dulwich St, Loganholme Qld 4129 Ph 3806 1944 Fax 3209 7711

Be sure to tell us you are a WBAQ Member to receive a 7.5% discount from Trade price

BoatCraft Pacific (Sunshine Coast) for Sunshine Coast boatbuilders! (Advertisement)

BoatCraft products now available ex stock from our Noosaville location
Bote-Cote Epoxy – Epoxy Glue – Purbond – Aquacote – Fibreglass – Timber – Marine plywood
Shed 3, 7 Bartlett St, Noosaville 4566 Tel 0405 385 194 (call to check opening times)