

THE WOODEN BOAT
ASSOCIATION OF QUEENSLAND Inc
Celebrating the diversity and enjoyment of Wooden Boats

THE LOG

Email: info@woodenboat.org.au
Web: <http://www.woodenboat.org.au>
P O Box 1007
HAMILTON CENTRAL 4007

JULY 2023

***THE HEART OF MAN IS VERY MUCH LIKE THE SEA, IT HAS
STORMS, IT HAS ITS TIDES AND IN ITS DEPTHS,
IT HAS PEARLS TOO.***

Vincent Van Gough





Wooden Boat Assn Qld Committee

- **President** Jim Jones 0408 443 291
- **Vice-President** Jon Elcock 0413 945 377
- **Secretary** Mark Fort 0404 537 017
- **M'ship Secretary** Jon Elcock 0413 945 377
- **Treasurer** Alex Malcolm 0474 307 626
- **Webmaster** John Tennock
- **Publicity & Speaker Co-ord**
Malcolm Hodgen 0400 075 931
- **Committee** Ian Trail, Harry Beauchamp,
(Providores) Ian Primrose (Log Editor), Paul Smith
- **Messabout Co-ordinator**
Phil Brown 0416 057 277
- **Community Liaison Officer** Ian Mortleman
0413 457 656
- **Merchandise** Leo Sines
- **Librarian** Ann Tennock
- **Log Editor** Ian Primrose 0491 120 888

Workshop

workshop@woodenboat.org.au

Regular Meetings and Activities

A monthly Social BBQ for Members and Guests is held on the second Tuesday of the month commencing from 5.30pm. A short report on the previous Committee Meeting is given at about 6.30 pm followed by a Guest Speaker. Bring along your plans, projects and problems for group attention.

Don't forget something for SHOW, TELL & ASK.

Until further notice, the Committee Meetings are held by video at 4:30 pm on the Monday preceding the monthly Social BBQ.

WE MEET AT

**THE BOATSHED, 39 ARGYLE ST,
ALBION**

Messabouts are held monthly. For details of these and other wooden boat events, refer to the calendar of events later in this newsletter or check the calendar on the WBAQ website.

Sub-Committees

Messabout Calendar info@woodenboat.org.au

Providores Ian Trail, David Payne

WBAQ Disclaimer

Opinions and Advice: Opinions and advice expressed in "The Log" and the Association's meetings are those of the individual originator's only. The Editor and the Association's Committee do not necessarily endorse views expressed at such forums.

Participation in Events: Participation in events organised by the Association may involve certain risks inherently associated with the perils of the sea or weather which include the possibility of damage to, or loss of, vessels and equipment, as well as injury or death to persons. Such risks will require the exercise of the prior judgment of members on behalf of themselves, their guests and invitees, whether to commence or continue any particular activity irrespective of information supplied by the Association, its Committee or officers. The Association, its Committee and officers accept no responsibility for damage, loss, injury or death arising from these risks.

Editor's Note

Your contributions to the LOG are sought and welcomed. Articles in MS word with JPEG photos are the preferred format. Email if possible. The Log is generally finalised the day after the monthly meeting. Editor Ian Primrose Phone 3263 3381 m 0491 120 888 Contributions to:

imprimrose@powerup.com.au

Contributions to "The Log": Contributions to "The Log" by members of the Association on relevant topics are most welcome. Contributions may be edited before publication at the Editor's discretion. By submitting any material for publication the Contributor warrants that he/she is the copyright owner, and consents to both the editing of the material and its publication in "The Log" and on the Association's website, on a royalty free basis.

HEADER PHOTO :
Sailing at Pt Talburpin Nov 2022



FIND US ON FACEBOOK AT

<https://www.facebook.com/WoodenBoatAssociationOfQueensland/>

FOR ALL THE LATEST PHOTOS, VIDEOS AND NEWS
Press Control [ctrl] & Click to access active links in
the LOG or copy to your search engine

FROM THE CAPTAIN'S CABIN

Back in December 2017, I wrote, amongst other things, in "FROM THE CAPTAIN'S CABIN"

"the renting or leasing of space in disused Brisbane City Council buildings in Argyle Street, Albion. The buildings in Argyle St would allow Members to build, restore or maintain boats.... A Member could supply all the material and build a boat under the guidance of experienced Members while less experienced Members could gain experience either by participating or just observing"

It has taken just under five years and surviving a flood to realise that vision. Within the next couple of weeks, a Philip Bolger designed Bobcat will be launched by its proud builder, Alex Malcolm. Although a Joey dinghy was finished in May, the Bobcat is the first boat to arrive in the boatshed as a trailer load of plywood and scantling of various sizes in August 2022 and emerge as a completed boat.

It is coming up to twelve months in August since the Association was able to return to Argyle St after the flood in February/March 2022. I wish the next twelve are as productive as the last twelve months have been.

The Association submitted an application for a grant for the purchase of security system for installation in the Association's area. We were successful with the Grant and the installation of a professional system has started.

During the week, we witnessed, via graphic TV news reports, of the dramatic rescue in the Great Australian Bight of a young Queenslander attempting to become the youngest and fastest sailor to complete the journey around Australia by finishing in less than 50 days. I often question the idea of "becoming the youngest and fastest." I guess that records are set and there will always someone who dreams of breaking a

particular record. But there is the other side to the story of the helicopter crew who had to put their lives on the line to bring the young sailor to shore and medical aid. The crew do not do these rescues to break records but to assist others in peril. I applaud their dedication and their skills.

JIM

WORKSHOP NEWS

It has been an interesting period approaching twelve months since the Association were able to move back into the Boatshed after the 2022 flood. At least on two days each week there has been activity in the Workshop

By the time you read this, the Bobcat being built by Alex Malcolm under the expert eye of Ian Primrose, will be finished. I wish Alex many happy days drifting in the paddock between Redland Bay, Victoria Point, Coochiemudlo Island and Macleay Island.

Once the Bobcat has been launched, a Hartley TS18 is "booked" in for modification from a sailing boat to a cruiser.. The intention is to remove the centreboard and case, repair the keel area around the centreboard slot and seal the slot.

I have purchased a Ryobi multitool and a set of plug cutters for the Workshop. I find the multitool excellent for repair and modification work where the use of a hand saw is not possible.

Jon Elcock and I are installing the security system we purchased with a Grant from the Lord Mayor's Community Grants. This system can be monitored remotely on our mobile phones.

On Saturday 17th June, the Association conducted an Induction Day. The day was well attended with Members learning about the operation of the Workshop and the various woodworking machinery. Ian Primrose showed his skills as a cook after the induction finished.

If you are interested in completing the Workshop Induction, please email me at

workshopt@woodenboat.org.au.

When we receive a minimum of six Members expressing interest, we will schedule a Saturday on which to conduct the Induction. JIM



LAUNCHINGS



NAVAL flags meaning "Well Done"

None advised

NEW MEMBERS *A hearty Welcome to:*

Peter Tebbutt and Amanda Cartwright

From Terranora NSW 2486

They have a Phil Bolger Martha Jane "Shirley Valentine" re-commissioning her for a few months. Contact by Word of mouth

Ms Wave O'Connor and Ms Sharon Murphy

Built a nutshell pram also have Hobie sailing kayaks. Saw us at Brisbane boat show years ago.

UNDER CONSTRUCTION

ALEX'S BUILD

Building a Bolger Bobcat at the Boatshed:

Fixing the gunwales proved a challenge with bends in two directions – especially toward the bow. The gunwales were placed in plastic tubes with steam applied to one end. After about ½ hour, they were cranked in using tie-down straps. Once cooled, they were removed and dried before drilling and screwing and gluing.



Screw holes were plugged and then the gunwales varnished. A capstan post was fitted to the deck as a future anchor point.

The deck was painted with Norglass undercoat and gloss top coat in a cream colour.



The mast was stepped and the deck fittings installed. Before the meeting, the boat was winched onto the trailer in preparation for the launching. Job done.

Do you have a boat under construction?

We would like to hear about it



BOAT UNDER CONSTRUCTION

Member **MARK SCOTT** who lives at Victoria Point has sent us photos of his build progress. He is two years into a Vivier 'Aber' 14 footer (little sister to Ilur) built from plans with cedar strip planks over laminated ash frames.



Looking Good!

REPORTS

SOUTHPINE RIVER MESSABOUT

24th June

Phil Brown & Ian Primrose

Phil writes....

Saturday June 24, had six people and six watercraft arrive at the Bob Bell Park boat ramp at Strathpine. The Sun and Wind Gods were smiling, and all was good.

The flotilla comprised of Four canoe/kayaks and two dinghies, both motor powered. The paddlers departed the ramp, to be followed by the peace destroyers.

However, as is often the case, mechanical problems arose. Funny how they never give trouble when sitting in the shed. Conversely the power supply for the paddle craft didn't falter at all, in fact, they covered a greater distance on the rivers than the motorised vessels. Progress????!!

The problem boat returned to the ramp to try to effect repairs, once it was safely on the hard, the second motor boat resumed a trajectory downstream to meet up with others. While the boat was in fine fettle, it appears the Skipper was not. Being on an unfamiliar waterway he elected to take a wrong turn. Fortunately he was spotted by the others, and after a modern day Semaphore message (read mobile phone call) he was given appropriate directions and soon met with the others for morning tea on the bank opposite where the South Pine River joins the North Pine River. Not long after the troubled boat and Chief Engineer arrived after applying a 'Gerry rig' fix, to get mobile.





The non-troubled canoe/kayaks continued downstream to Deepwater Bend, while the two motor boats stayed together, and still having small mechanical problems, dropped behind.



We caught up with them, or they caught up with us on their return journey. We turned about and once the delinquent boat fired up again, it led the trip back to the ramp.

Over all messing about on water is still pleasant, problems aside, I rate it as a good Messabout on good clean waters. While not a long journey, distance or time (I think 11kms was mentioned), the day was good and the company also.

Ian Primrose adds..

It was one of those days you would order on Ebay, if you could. We got it for nothing. Not a cloud in the sky; a beautiful warm 25 degrees; calm waters. The tide was on a runout and promised to assist our passage.

The ramp at Learmonth Street Strathpine (Just behind Westfields) is little known and therefore little used. The 4 paddlers set off ahead of the 2 motorised vessels and it became evident that the tide had runout and the water was a bit skinny - no problem for the paddlers. We ran the 4kms or so to the junction of the Northpine and stopped for smoko. Apart from passing half a dozen houses at the start, there is no civilization to be seen along the way until a sand quarry emerges at the end of the Southpine River.

Not having punished ourselves enough, we decided to go to Deepwater Bend a few kms further down-river. Proceeding under the Bruce Highway (with lots of noisy traffic), against the tide this time, we came to Deepwater Bend and then decided to leg it back.



The stillness was broken by a few jet-skis of course. They are always about. But it was a good run back for a lunch stop back of the park.

The Paddlers were Ian P, Alex Malcolm, Dennis Smith and another Alex (Ian's granddaughter). The motorised flotilla encompassed Darrell in his Chonda powered "Fleetwood" and Phil Brown in his motorised sailing/ rowing dinghy.



Darrell arrived too late for the group selfie

Darrell had just fitted a new air-cooled Chonda (i.e. a Chinese Honda knock-off) with a key start, no less! He has a few problems with the clutch but a by-pass was made so when the motor started – he did too at speed. Improvisation is always needed.

*Alex in his Dart 14*

11 Km was the distance covered – a nice paddle in a pretty place.

NORTHPINE DAM

8th JULY 2023

Ian Primrose

Another paddle story!

A slight westerly breeze caused ripples on the water under a blue sky as the 3 Amigos (Phil Brown, Dennis Smith & Ian Primrose) launched at Forgan Cove Joyner on the Northpine Dam.

There was a brief carry to the water from the carpark and we were away across the water to the other side. There are some restrictions where you can go on the dam – an area defined by high voltage powerlines and a no-go area toward the dam wall but still there is plenty of water to explore.

The birdlife was pretty amazing – pelicans, an eagle, ducks, egrets, to name a few and a half dozen (feral) deer as well. The serenity on water is a gift- no jetskis or car traffic.

*Dennis in his CLC Wood duck*

We skirted the banks and explored, returning to the carpark area for lunch.

The advantage of drinking water quality dam paddling is that there are no tides to worry about and a bonus is you don't have to wash your canoe!

*Phil in his "Flyak"*

Distance travelled 7km

DESIGN FOR A BOARDING LADDER

From Small Craft Advisor

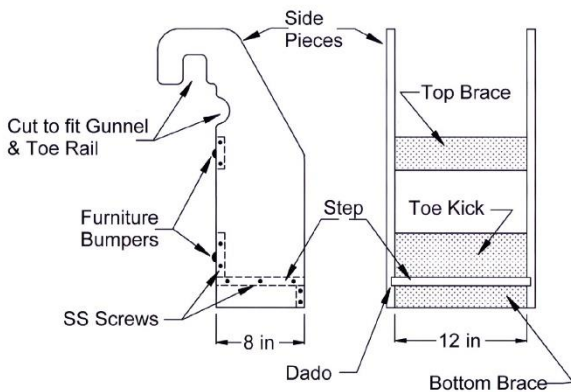
Getting back onto your boat from the water is always a major challenge. This design was featured in Small Craft Advisor and might be a source of inspiration to you for your ladder. There was a lot of description in the article but with these diagrams alone, you should be able to put one together.



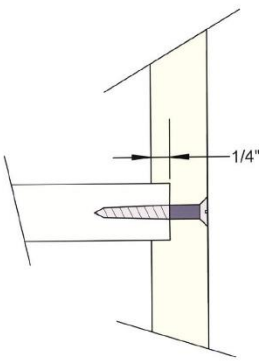
The skin in place. Notice how it fits around the gunwale and the...



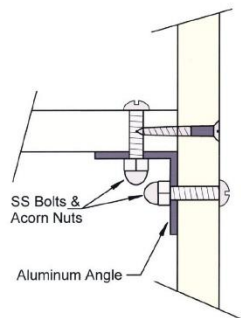
Finn MacCool's Boarding Step



Dado Detail



Alternate Method for Attaching Step(s)



The Mother Ship – "Mohokoi"

The first official sea trials were conducted when it was used as the start boat for the second Moreton Bay Classic in June.



Frame Under Construction by Ian Eastgate

The centre console design is 16 ft 6 in x 6 ft 4 in beam and is powered by a 60 hp Yamaha 4 stroke. Paint is Algrip that was applied by master painter Lionel.

NEWS

LAUNCHING OF "PALOMA BLANCA" *Story & photos – Leo Sines*

The owner of Mohokoi, Paul Crowther needed a new tender so he approached Bill Wright to design a tender around 16 ft in length. The only person Paul wanted to build his new tender was craftsman Ian Eastgate.



The interior is a work of art



WAR ON CRABPOTS

A record-breaking amount of derelict and illegal crab pots have been pulled from Pumicestone Passage in a three-day clean-up operation by marine park rangers and fisheries officers.

A total of 195 "ghost" pots were pulled from the south-east Queensland waterway, suspected to have been left by recreational and commercial fishers.

National Parks and Wildlife Service senior ranger Mike Carr said nylon netting could take hundreds of years to break down and that the pots would have continued to trap and kill turtles and other marine life.

"Last year in Moreton Bay, we had about 42 turtles that were reported to us that have either been entangled in the float lines of the crab pots or entrapped in the crab pots themselves," Mr Carr said. "Dugong, dolphins and whales can also become entangled in crab pot float lines.

"We really need to get some messaging out there to be a responsible fisher and look after your equipment."

Crabs, sharks released from pots

The clean-up crew found and released live wobbegong sharks and crabs from the derelict pots in late May.

The bones of a turtle, cormorant and a shovelnose shark were in others.

Samantha Beckman, a leader from Queensland's Women in Recreational Fishing Network was "gobsmacked" by the "sheer amount" of gear collected in three days.

"I think that's an insane quantity and the damage that will be doing to marine life is astronomical," Ms Beckman said.

She believes some people have given up the popular pastime of crabbing because of thefts. "Some of those are missing because boats have come through, and they've chopped off the floats and the rope," Ms Beckman said.

"Sometimes you'll find that other people will come and check your pots and steal your catch as well."





PT TALBURPIN FAMILY SAILING DAYS

Next event will be held on
33rd POINT TALBURPIN SAILORS GET TOGETHER
SATURDAY 5th August, 2023

- 10.30am Briefing on shore to confirm course, starting procedure etc..
- 11.30am Start
- 1.30pm On-water activity should be finished and social gathering begun
- 2.00pm Presentation
- 2.15pm onwards Continue lunch and socialising

Then

Saturday 16 December - High Tide 2.56m at

- 12.30pm

WHAT HAPPENED AT THE MEETING

Ian Primrose gave a talk and demonstration on

How to leather oars and other things.

Here are the Notes:



Why leather oars? Firstly it is traditional. Leather has been used for hundreds of years, maybe because it was the best material available at the time and perhaps there are better materials available today but that said, leather has stood the test of time.

So, where do you get leather? A good source is:

Packer Leather

101 Boundary Road, Narangba Queensland 4504

(07) 3203 1323 On the right-hand side (Eastern) of Boundary Rd when going up the Bruce Hwy.

[Bovine Leather– Packer Leather \(packerdirect.com.au\)](http://packerdirect.com.au)

Check trading hours - They often have offcuts that you can buy rather than purchasing a whole or half skin. The leather selected should be about + 3mm thick. Ask advice for type.

THE PROCESS:

Tools & Equipment

Leather, Gaffer Tape, Stanley Knife, Steel Ruler, 2 x Industrial needles, Whipping Twine, Awl or drill, Petroleum Jelly or Dubbin, Heat Gun or hair dryer, cutting board.

- Leathers for oars should be about 250-300mm in length
- Cut your leather piece so that it goes around the oar shaft and overlaps by about 50mm
- Soak the leather in water for half a day. Leather stretches when soaked.
- Wipe the leather dry and wind gaffer or duct tape tightly around the leather on the shaft, ensuring that there is plenty of overlap.
- With a sharp Stanley knife and a steel rule, cut through the two layers of leather
- The leather should now wrap neatly around the shaft. However, it will probably be necessary to take off a thin slice of about 3mm (the thickness of the leather) so the two edges butt closely together.
- When you are happy with it, measure and mark the opposite 2 edges at 10mm intervals.
- Using a small drill, drill holes along these marks for the stitches. The holes should be set back from the edges approx. 6mm. You could also use an awl.

STITCHING

- The stitch used is a “baseball stitch” – that is you use 2 needles and cross stitch from one side to the other. (Needles from Whitworths)
- The string used is a waxed twine commonly used for whipping (also from Whitworths). It is available in White or Black. I prefer the black.
- It might be advantageous to pin the still wet leather to the shaft while you are stitching
- Using alternate needles cross over from one side to the other until you reach the end of the leather and tie it off.



- It is important that the stitching is at the top of the oar. If it is not, then the stitches will abrade on the rowlock. You will finish up with a PORT & STARBOARD oar.

FINISHING

- Allow the leather to dry. As it dries, the leather shrinks and it should hold tight negating the need for glues or tacks (that can weaken the oar)
- When dry, heat the leather with a hot air gun or hairdryer and work in Vaseline or Dubbin (From Saddlery places). The more, the better.
- Your oar leathers should be maintained by applying Vaseline from time-to time and it is a good idea to apply Vaseline to your rowlocks, not only to preserve the leather but to eliminate squeaking when rowing.
- Good leathers will serve you well for a long time if maintained and they do look very "salty"!
- Instead of oar stops, use a piece of cord tied to the oar blow the leather at one end with a loop in the other. Slip the loop over the rowlock shaft. By adjusting the length of the cord, you can easily change the gearing and a bonus is you can let your oars go without fear of losing them.

ALTERNATE LAWS

Law of Mechanical Repair

After your hands become coated with grease, your nose will begin to itch and you'll have to pee.

Law of Gravity

Any tool, nut, bolt, screw, when dropped, will roll to the least accessible place in the universe.

Law of Probability

The probability of being watched is directly proportional to the stupidity of your act.

Law of Random Numbers

If you dial a wrong number, you never get a busy signal; someone always answers

Variation Law

If you change traffic lanes, the one you were in will always move faster than the one you are in now.

Same applies to Supermarket checkout queues.

JUST FOR FUN



*I'm reading a book about
anti-gravity.
I can't put it down.*

THINK ABOUT THIS 😊

**DID YOU KNOW ON
THE CANARY ISLANDS,
THERE IS NOT ONE
CANARY?**

**AND ON THE VIRGIN ISLES,
SAME THING –
NOT ONE CANARY THERE
EITHER!**

RON'S 90th BIRTHDAY

Next Monday, Life Member Ron Prescott turns 90. Congratulations Ron.

HAPPY BIRTHDAY





CALENDAR OF MESSABOUTS & EVENTS

One day, weekend and week-long Messabouts and big events in 2023

NOTE: Due to the wide range of boat sizes and types, and relative seaworthiness, it always remains the Skipper's decision whether to participate or not. Aim to launch & depart from ramps by 0900 hrs unless otherwise advised. All week long events have a "Plan B" to be Wivenhoe Dam or Atkinson's Dam. For last minute information contact the nominated organiser (listed below) or a Messabout Committee member: Darrell Spiers 3298 5394 Jim Jones 0408 443 291

IT IS STRONGLY RECOMMENDED THAT MEMBERS CARRY PUBLIC LIABILITY INSURANCE TO \$10M WHEN PARTICIPATING IN MESSABOUTS (OR AT ALL TIMES WHEN USING YOUR BOAT FOR THAT MATTER)
YOU ARE THE SKIPPER – YOU ARE RESPONSIBLE!

If you are intending to go to a Messabout, Please advise the Host in case there are any last-minute changes (due to weather or other unavoidable changes).

Type of Event: P= Paddle, R= Row, S= Sail, M= Motor BB Big Boats Brackets () indicate possible but not reco'md

MONTH	TYPE	MESSABOUT	EVENTS
JULY	15 th – 17 th	Sunday 16 th Flinders Day at Coochiemudlo Go on Saturday 15 th – Stay Monday 17 th For camp cruising on the Bay. Or just go for the event on Sun.	22 nd Carrington Classic See Flyer last page
AUGUST	21 st – 26 th	Monday to Saturday Lake Cootharaba Week	5 th Pt Talburpin
SEPTEMBER	6 th – 10 th	Wivenhoe Dam. Camping at Capt Logan Includes a week end	
OCTOBER	14 th – 21 st	Lake Barambah Murgon.	
	28 th P	Ewan Maddock Dam Sunshine Coast	
NOVEMBER	16 th	Coochiemudlo Thursday sail HT 11.32	
DECEMBER	2 nd M,P,R	Aquarium Drive Hemmant to Bulimba Creek. One way – cars at each end	16 th Pt Talburpin
	Sun 17 th	Christmas Party at the Boatshed	



COMING EVENT DETAILS

Mark your calendar now.
Contact the Host if you are attending

MESSABOUT CO-ORDINATOR

Phill Brown 0416 057 277
 Contact designated host for each event

5th August Point Talburpin Family Sailing Day at Pt Talburpin. Come and sail or come and socialise over a BYO picnic lunch

21st to 26th Lake Cootharaba Sailing week. Also suitable for motors and manual propulsion. Camping at

www.noosaholidayparks.com.au

The Esplanade, Boreen Point Queensland 4565

(07) 5485 3244

6th – 10th September Wivenhoe Dam This Messabout is from the Wednesday 6th until Sunday 10th to give the workers a chance to participate. Sailing, paddling, rowing No 2 stroke motors. Speed limits apply.

campingwivenhoe.com.au 129 Logan Inlet Road, Lake Wivenhoe 4312 · 0428 310 740



14th – 21st August Lake Barambah, Murgon. This is a new place for us to visit. Sailing Paddling & rowing 2 ½ hours from Brisbane

[Yallakool Caravan Park on Bjelke-Petersen Dam \(yallakoolpark.com.au\)](http://yallakoolpark.com.au)

Barambah Rd, Moffatdale

Phone: (07) 4168 4746

HOST John Walduck Ph 0428 555 811 johnwalduck48@gmail.com

WBAQ Supports the Pt Talburpin Sailors' Days as part of its activities.

PT TALBURPIN The proposed dates for sailing get togethers for 2023 are as follows:-

Saturday 16 December - High Tide 2.56m at 12.30pm

WBAQ MARKETPLACE

Members – advertise for free here for 3 months! Boats, tools, accessories etc

WBA Qld accepts no responsibility for the accuracy of the information provided by the vendor, nor can it act as an agent in relation to any item listed. It remains the responsibility of the vendor and the buyer to verify the accuracy of information posted and to agree on the details of sale

BRING / BUY / GIVE-AWAY TABLE AT EVERY MEETING – Clear your pre-loved items and transfer them to another more needy member. Mark items with name and price. No commission – free service! See Leo Sines – Merchandise Co-ordinator

WBAQ MERCHANDISE Identify your boat or yourself with WBAQ signage. Cloth Badges \$5; Stick-on labels 50cents. Metal Plaques MkII \$10. **BURGEEES** \$15.



See Leo at the Merchandise Table at every meeting

LEO'S SHOP ROPE. Available to members at cost. 6mm - .70c; 8mm-\$1; 10mm-\$1.20 per metre.

Suitable for rigging or general use. Also 3mm cord in spools – only \$3 while stocks last.

Order before the meeting by phoning Leo Sines 0418 781 755

FIBREGLASS TAPE – Sold by the roll – 25mm x 50m \$12, 50mm x 30m \$20, 100mm x 50 \$40 – best price. Also

Bosch jigsaw blades – superior for cutting ply \$3 each See Leo

NEW ADVERT

FOR SALE 14 FOOT SAILING CRUISER a PHIL BOLGER "MICRO".

Owner built, completed in 2019. This is the latest of 20 or so wooden sailing boats (length 8'-24') completed over 65+ years.

Since 2019, Micro G.O.L.D. has been used for voyages of up to a week in Moreton Bay and Great Sandy Strait. Junk rigged for easy handling. Ballasted keel. Cabin suits two friendly people. 4 hp motor. Registered trailer. Asking price is \$4,000.00 including motor and trailer. For more information or to arrange an inspection at my home in Bardonia, Email: donh1103@icloud.com
Don Mobile: 0405 185 575





TWO PARTLY COMPLETED BOATS

At the recent Barung Wood Expo in Maleny, I spoke to one of your members about the possibility of any interest by one or more members in completing and owning, or selling on the association's behalf, either or both of these craft. My husband is no longer able to finish them and neither of us (both in our eighties)are unlikely to go canoeing or sailing again.

I have found the plans, one is an Iain Oughtred designed 'John Dory' and we also appear to have the plans for a Chesapeake light Craft Sassafras 12, a Charlotte Light Ply canoe and a Gloucester Light Dory. John no longer recognises them.

However, photos of the boats as constructed so far are attached and I assume your members will know which is which. I would love someone to take an interest in them, rather than disposing of them in another way. We live in the Sunshine Coast Hinterland, near Montville. Joan Dillon Phone 5445 9165 O474 186 777



BOAT NAILS Etc FOR SALE

I have some brass chain straps and variety of Brass and copper nails, about 10.5kg, all from the 1800's, Justin Evans. Contact Phone: 0414 908 533


CARVEL DINGHY FOR SALE WITH TRAILER & MOTOR

Joe's Folly' is a 14 foot carvel planked dinghy built by Joe O'Neil from a Joel White design (Shadow - Design #13). The dinghy was restored by members of the Tweed Classic Boat Regatta Committee in 2017. Made from western red cedar planking screw fastened into steam bent ribs with stainless steel screws. Hull has been dynel sheathed. Sale includes registered trailer, Mercury 3.5hp 4 stroke motor, oars and anchor.

Meg Contact Phone: 0412416427 megwynmckavanagh@hotmail.com

Price is \$6000.00 - I am very flexible with the price, but I'd love to see her go to a good home.

Current location Annerley.



FOR SALE – CELERY TOP PINE

I have some well seasoned clear celery top pine for sale, mainly rough sawn. It was sourced from Tassie about 40yrs ago. Sizes are 100 x 75, 125 x 25, 150 x 38, 125 x 50, with a few other dressed sizes. Lengths are between 2.7 to 3.6m.

If you have any members who may be interested, please feel free to forward my details on to them.

Contact Phone: 0414310157 Craig McElroy

(2)

BRASS BILGE PUMP Large capacity. Really solid. Lever action handle . Reasonable offer

Geoff Taylor
07 3345 7506


(2)

**NEW ADVERT****15' Classic style Dory FOR SALE**

Built at Breakfast Creek by W. Hard. Complete with mast, sails and unreg trailer.

Appears in fair condition for a quick reno. Located Russell Island. To go for a small offer.

For more information Contact Bruce Legg 0487 547 521 bruceleggo47@gmail.com

**Boatcraft Pacific** (Advertisement)

The best source for all your boat building materials.

- Bote-Cote marine coating resins. 2:1 Amine blush free optimised for Australian conditions
- Epox-E-Glue A pre gelled 1:1 epoxy glue.
- Purbond Single pack waterproof adhesive ideal for strip planking and joinery.
- Aquacote Water based high build epoxy primer and water based 2 pack polyurethane top coat. Very high performance two pack paints without the fumes and health worries.
- Cop-R-Bote antifouling. Copper metal permanent antifoul that really works.
- Fibreglass Woven and knitted reinforcement the widest range of weights and constructions.
- Timber and Plywood. Marine plywood and long length clear hoop pine, WRC and Kiri.
- Silicone Bronze and Copper fastenings. The largest range in Australia.
- Davey traditional bronze ship and boat fittings. Plans. We can supply a wide range of boat plans. Come and browse our catalogues. Save money with our material packages.

14 Dulwich St, Loganholme Qld 4129 Ph 3806 1944 Fax 3209 7711

Be sure to tell us you are a WBAQ Member to receive a 7.5% discount from Trade price

BoatCraft Pacific (Sunshine Coast) for Sunshine Coast boatbuilders! (Advertisement)

BoatCraft products now available ex stock from our Noosaville location

Bote-Cote Epoxy – Epoxy Glue – Purbond – Aquacote – Fibreglass – Timber – Marine plywood

Shed 3, 7 Bartlett St, Noosaville 4566 Tel 0405 385 194 (call to check opening times)

CARBATEC – 15% Discount for WBAQ Members



Specialist Insurance Broker For Wooden Boats

- Accidental damage
- Third party liability
\$10,000,000
- Optional Racing
coverage available
- Transit cover Australia
wide
- Theft of boat,
equipment & trailer
- Plus other features



**Tudor
Insurance
Australia**

Tudor Insurance Australia

Lauren Davis

5/46-50 Old Princes Hwy, Beaconsfield 3807

(03) 9707 3033

AFSL 243299

service@tudorinsurance.com.au

tudorinsurance.com.au

ABN 19 876 513 568

Carrington Classic

Saturday 22 July 2023

10 AM UNTIL LATE

**Carrington Boating Club
Hilda Street, Corinda**

The Carrington Boating Club invites you to the 2023 annual Carrington Classic.
Come down to the club for a day of boating, BBQ, and beverages.

Festivities will continue throughout the day with static displays, live music, and
food and drinks available for purchase, against the setting of the Brisbane River.

E: secretary@carringtonboating.club

T: 0418 791 198