

THE WOODEN BOAT  
ASSOCIATION OF QUEENSLAND inc  
Celebrating the diversity and enjoyment of Wooden Boats

# THE LOG

Wooden Boat Association of Queensland Inc  
P.O. Box 210 Mt Ommaney Q 4074  
Email: [info@woodenboat.org.au](mailto:info@woodenboat.org.au)  
Web: <http://www.woodenboat.org.au>

OCTOBER 2017

*"It would have been as though he were in a boat of stone with masts of steel, sails of lead, ropes of iron, the devil at the helm, the wrath of God for a breeze, and hell for his destination".* —Emory A. Stones



On the pontoon at the Harwood 'Hilton' – Note the new Bridgeworks in the background

STORY INSIDE

Photo: Darrell Spiers



## Wooden Boat Assn Qld Committee

- **President** Jim Jones 0408 443 291
- **Vice-President** Jon Elcock 0413 945 377
- **Secretary** Phil Brown 0416 057 277
- **Treasurer** Wayne Aberdeen 0418 752 523
- **M'ship Secretary** Ed Elcock 0400 885 103
- **Webmaster** John Tennock  
[webmaster@woodenboat.org.au](mailto:webmaster@woodenboat.org.au)
- **Web content/ Publicity**  
Malcolm Hodgen
- **Committee** Ian Trail, Doug Graham, Ian Primrose (Log Editor), Peter Jensen
- **Events sub-committee** –Phil Brown
- **Messabout Co-ordinator**  
Darrell Spiers 3298 5394
- **Librarian** – Mac Finch
- **Merchandise** Leo Sines

## Regular Meetings and Activities

Meetings are held at 7.00 pm on the second Tuesday of the month (except January) at the Queensland Maritime Museum, following a BBQ at 6.00pm. Bring along your plans, projects and problems for group attention. Don't forget something for **SHOW, TELL & ASK**. The Committee meeting is held at Queensland Maritime Museum at 4:00 pm prior to the BBQ meeting. Workshop Working Bees are on hold until further notice.

Entry to the Museum for meetings and workshop days is off Dock Street, via the emergency vehicle gate between the cycle path and the old timber Dock building. Use intercom for entry.

Messabouts are held monthly. For details of these and other wooden boat events, refer to the calendar of events later in this newsletter

### Sub-Committees

#### Messabout Calendar

[info@woodenboat.org.au](mailto:info@woodenboat.org.au)

#### St Ayles Skiff Sub-committee

Steven Ainscough- Leader

[communityrowingqld@gmail.com](mailto:communityrowingqld@gmail.com)

**Provedores** Ian Trail & Mac Finch

### Editor's Note

Your contributions to the LOG are sought and welcomed. Articles in MS word with JPEG photos are the preferred format. Email if possible. The Log is generally finalised the day after the monthly meeting. Editor Ian Primrose  
Phone 3263 3381 m 0491 120 888 Contributions to:  
[imprimrose@powerup.com.au](mailto:imprimrose@powerup.com.au)

### WBAQ Disclaimer

**Opinions and Advice:** Opinions and advice expressed in "The Log" and the Association's meetings are those of the individual originator's only. The Editor and the Association's Committee do not necessarily endorse views expressed at such forums.

**Participation in Events:** Participation in events organised by the Association may involve certain risks inherently associated with the perils of the sea or weather which include the possibility of damage to, or loss of, vessels and equipment, as well as injury or death to persons. Such risks will require the exercise of the prior judgment of members on behalf of themselves, their guests and invitees, whether to commence or continue any particular activity irrespective of information supplied by the Association, its Committee or officers. The Association, its Committee and officers accept no responsibility for damage, loss, injury or death arising from these risks.

**Contributions to "The Log":** Contributions to "The Log" by members of the Association on relevant topics are most welcome. Contributions may be edited before publication at the Editor's discretion. By submitting any material for publication the Contributor warrants that he/she is the copyright owner, and consents to both the editing of the material and its publication in 'The Log' and on the Association's website, on a royalty free basis.

Header Photo by Paul Hernes  
Boats early morning at Lake Cootharaba 2017

(Press Control [ctrl] & Click to access active links in the LOG or copy to your search engine)

## FROM THE CAPTAIN'S CABIN

Jim Jones, President

Picking up from last month's Log ***"With a common shared interest, friendships can readily develop where experience and knowledge is shared. This is perhaps the most valuable aspect of our boating life."***

On the way home from the Yamba Messabout, Helen remarked that the Yamba trip was one of the best Messabouts in which we had participated. We have developed friendships with people who we would have never met if it was not for the WBAQ. Although numbers were down due to a couple of factors, the participants ventured into new areas of the Clarence River and the associated lakes. Where our Hartley masts were too high to sneak under the Harwood Bridge we shared boats. To enable us to pass under the Oyster Channel Bridge and explore the Lakes near Yamba, we removed the mast completely. The Clarence River has more to offer upstream of the Harwood Bridge for future trips. Basing a Messabout at a smaller village like Brushgrove or at the Ski Park even further upriver, it could allow us to access other new areas of the Clarence.

On another topic, I am aware that there are members of the community who are interested in wooden boats and boat building but, because of living in retirement accommodation or lacking access to a work area, etc., cannot engage in what they would like to do, namely messing about with the construction or restoration of wooden boats. It occurs to me that these people could become involved in other members' projects. This could range from sanding or painting to the whole gambit of jobs required to build or restore a boat. As you know there are Men Sheds in the community which, as an organisation, do a great job, but they do not appear to cater for people interested in boat-building. If you are building or restoring and require an occasional extra hand, let me know. If you are in a position where you would like to help also let me know. Of course you may have to supply a cuppa but, at the same time, you may be able to tap into a great source of knowledge and develop friendships.

Finally, since returning from Yamba, I had the

unenviable task of winding up the Hartley Multiclass Association of Qld Inc. After over twenty years of sailing and socialising with a group of like-minded boaties who owned and sailed Hartleys, we came to the conclusion that it was no longer viable to continue with such a very small group of members. It was not through lack of enthusiasm but just the fact that as people go through life, changes in their lifestyle occur. The younger person today, certainly has a different attitude to life and their involvement in activities. Being an Association for a particular design also narrowed the "pool" of prospective members. The majority of the Hartley members were also WBAQ members or have since joined the WBAQ. The friendships we formed over those twenty odd years shall stay with us forever.

Cheers

**JIM**

## UNDER CONSTRUCTION

*This segment is provided for members to liaise with builders of boats that they themselves may be interested in building.*

**Jeff Bailey's** Selway Fisher 'Woodland' sailing canoe is progressing well with the lapstrake hull complete and the inner whale installed. The buoyancy tanks are currently being created

**UPDATED Ed Elcock with son James** is in the process of finishing an Argie 15 designed by Dudley Dix as a low-powered motor boat...The fuel hatch covers have progressed, as has the fold-down swim platform and general trimming in preparation for the side decks. Now a further disruption is to occur as I tick off another item on the bucket-list to go travelling for awhile.

**UPDATED Geoff Williams** is building an Oughtred "McGregor" canoe – the 13'7" version. Now working on bulkheads and decks.

**Peter Jensen** is building an Oughtred 'Puffin'.

**UPDATED Jon Elcock** reno-ing an 18' Cecily Bowden Cruiserette- Wiring sorted, ordered new engine, picked up controls & gauges now being fitted then off to get engine fitted next.

**Bruce Wollstein** is building his 4th canoe – A K1 type kayak

**Chris Treloar:** Jim Michalak design. After a break, Chris is back working on this one.

**Allan Tomley:** 8.3 metre folding & trailerable catamaran. Also Reno-ing a **Hartley**

**David Thierens** is building a classic Riviera of cold moulded construction. There is now a big V8 sitting on the beds waiting connection.



## NEW MEMBERS

*A hearty welcome to:*

**Alistair Green**, of Albion – Alistair is currently building a Glen-L designed Rivera 20 foot Mahogany run-about. (Alistair was a member in 2014, welcome back.) Alistair renewed contact with us via WBAQ member Bruce McConkey.

**Mark Sonter**, of South Maclean – Mark has a Bolger Micro named “Cricket”. Mark heard about us from WBAQ member Don Halliwell.

**Andy and Sandy Peterson**, of Scarborough – Andy and Sandy have previously built and owned wooden boats and currently have a yacht that they sailed to Australia from the USA. Andy and Sandy also heard about us from WBAQ member Don Halliwell.

**Bill Griffith** – “A Silk Purse from a Sour’s Ear”...a beautiful restoration by Bill Griffiths, of Bargara – Bill’s boat “Kev” is 14’0” x 5’10” x 16”, fitted with a 3.5hp Blaxland Chapman engine. “Kev” was built by Shevill Launch Co of Sydney 1925 – 1936. Bill found the boat in a paddock, badly deteriorated and spent 745 hours over 4 years to restore it (see photos). Bill found us on-line.

*Before Photo*



*And After...*



## REPORTS

## YAMBA WEEK

*Story: Darrell Spiers*

Five boats and 6 couples attended the Messabout at Yamba on the Clarence River from the 9<sup>th</sup> – 16<sup>th</sup> September.

The program followed the usual past format but with some variations – one being lunch at the Harwood “Hilton” hotel, rather than the usual stop at the Big River Sailing Club during our up-river cruise. On our trip, the two Hartley 18 skippers moored their boats at the Sailing Club as they were unsure of the clearance under the Harwood Bridge and they and their crews were ferried in the other boats.

Another variation was that we took picnic lunches to Iluka rather than eating at the pub there. Further social events included meals at the Bowls Club now referred to as the “Bowlo” and a meal at the Yamba Waterfront Tavern. The weather was good for cruising for most of the week with the exception of Thursday when there were strong winds. However, we took advantage on this day to motor right up the Oyster Channel to the entrance of the Big Lakes.

Changes to Yamba include the construction of the new bridge at Harwood, still a work-in-progress, which will have 30m water clearance and the placement of pontoons in the towns’ reaches along the river with 24 hour mooring limits.

Those who attended were Phil & Elaine Brown, Jim & Helen Jones, Phil & Barbara Davis, John & Kathy Webb, Peter & Gayle Jensen and Darrell & Penny Spiers.

## KIDS' HOLIDAY MESSABOUT

27<sup>th</sup> September

Story – Photo Ian Primrose

**This is a very old recipe...** Take a bunch of kids; carefully remove all screens (this may be difficult); mix with a couple of boats and add water. Gently fold in some good weather and stir to get them moving. Let's call the result of this oft-forgotten recipe "FUN".

And fun they had with 5 boats (well, 2 real boats, 2 kayaks and one kid's mini-boat) and not a screen in sight. Good weather – not too hot due to cloud cover and a beautiful little sandy beach on Bribie Is. Even a light breeze that allowed Paul McS and crew to sail right down the passage in "Eve".



**Three generations of the McShea Clan setting out.  
Paul McShea Adds...**

Ian thanks for inspiration, and yes, there should be more of it. I went to the Bribie Messabout and caught up with Ian and Jon plus family, - son Ben and 2 grandsons. On the beach, I had the boat on a line with a screw in the sand when Ben mentioned that the boat appeared to be drifting. Sure enough, the yellow plastic screw pulled right out of the sand and off the boat went under sail. I ran over dived in and swam out, hopping aboard I sailed her back. That was a bad start to a good day where the boys had a great time on the tiller and sheets with few pleasant gusts tacking to and fro. As the worms were growling in the youngest one, we went back for lunch. It was a shame there were not more members there. Ross O'Brien arrived with 4 years old, Zac with **Red Robin**, his boat he had "built" with his Granddad.

The moral of the story don't rely on a plastic screw to anchor your boat, and get out there and enjoy the outdoors! See the video by Ben McShea "A Day on the water with Poppy"

[www.youtube.com/watch?v=Cqr8OBe1YFI&feature=youtu.be](http://www.youtube.com/watch?v=Cqr8OBe1YFI&feature=youtu.be)

## BOATS ON DISPLAY –

Qld Maritime Museum Open Day

7<sup>th</sup> October

The annual **Brisbane Open House Day** for local Landmarks attracted 849 visitors to the Museum where we had 6 boats on display to promote both our Association and the Museum. There was a lot of interest.

Ian Jempson, CEO, has expressed his thanks for adding to the overall presentation on the day.

These photos were not taken with a drone! Jim went up on the Goodwill Bridge to get them.



## Nautical terms in common use

**Start Over with a Clean Slate -**

A slate tablet was kept near the helm on which the watch keeper would record the speeds, distances, headings and tacks during the watch. If there were no problems during the watch, the slate would be wiped clean so that the new watch could **start over with a clean slate**.

Today, it means to leave the past behind; to start a new chapter; to turn a new page; move on etc, etc (and a lot of other similar clichés).

## WEBWATCH

GO BOATING WITHOUT GETTING WET

**Shaw & Tenney**

American Timbers for paddles via Malcolm

[https://www.shawandtenney.com/blog/wooden-canoe-paddles-oars-species?utm\\_source=Email&utm\\_medium=CamMgr&utm\\_content=Blog&utm\\_campaign=2017-9-19&mc\\_cid=60a841c832&mc\\_eid=252814d974](https://www.shawandtenney.com/blog/wooden-canoe-paddles-oars-species?utm_source=Email&utm_medium=CamMgr&utm_content=Blog&utm_campaign=2017-9-19&mc_cid=60a841c832&mc_eid=252814d974)

#### SYDNEY III Model - From Bill Rowland...

80 year-old master model maker, Max Montague, has spent 14 months constructing a model of Sydney III as it was in Korea, complete with Sea Furies and Fairey Firefly aircraft. It is a magnificent model.

A 15 minute video detailing the work that has been put into this construction. The link to the video is

<https://youtu.be/xDdZOa6MuFk>

He has done other Naval Ships as well.

A real Master Modeller!

#### On modifying boat plans by Michael Storer

<https://www.storerboatplans.com/design/honey-i-shrank-the-boat-and-it-dont-work-no-more/>

#### And Michael Storer on lug sails etc

<https://www.storerboatplans.com/design/rig/sails/lug/everything-lug-rig-and-lug-sail/>

## LAUNCHINGS



**BRAVO / ZULU**

Naval Flags meaning "Well Done"



*Traditional wetting then time to push off*

**Ross O'Brien** completed a 6' kid's mini-boat called "Red Robin" for grandson Zac Ford, launching it at Bell's Creek.



*The Client seems happy with the build!*

Last month, we announced the launching of **Rick Sutton's Water Rat**. Here is a photo of it. Note the special cammo paint job perhaps so he can sneak up on the fish!



## TIMBER FOR BOAT BUILDING

Compiled by Ian Primrose

### TWO MAGIC TASSIE TIMBERS

#### 1. HUON PINE (*Lagurastrobos franklinii*)

Not long after Europeans settled Tasmania in 1803, remarkable qualities were discovered in the wood cut from logs found drifting in the Huon River (the tree floats in water-even when green) to the south of Hobart. It was easily worked, beautiful and durable. The principal stands of Huon Pine, as it became to be known, were found on river banks, swampy ground and lake shores in the southwest of the state mainly from Macquarie Harbour and Port Davey. This area has a cool temperate rainforest backing onto mountains.

Boat-builders were quick to recognise Huon Pine's excellent qualities. Even today, it is regarded with almost veneration in Australian wooden boat-building circles. Its technical properties are not all that remarkable and it is not cheap, but it is a joy to work. It has a fine grain and low shrinkage and it polishes beautifully. It is probably the most durable of all Australian timbers due to its high oil content which imparts a pleasant fragrance. Huon's exceptional stability and high resistance to attack by marine organisms make it ideal for boat use. The high oil content, can present paint bonding difficulties, especially for gloss finishes so it is recommended using an acetone-based primer to cope with this. Epoxy-coat immediately after sanding if gluing or leaving bright.

Huon trees reach a great age, some having been dated more than 2000 years old. A remarkable specimen was discovered only in 1995 on Mt Reid in Northwest Tasmania where it covered 2 ½ acres. Although limited supplies come from very controlled logging, today the main source is salvage. Some pine recovered from lakes may contain a high moisture





content and may need to be dried slowly to avoid warping. **Average density is 545kg/M3.**

## 2. TASMANIAN BLACKWOOD (*Acacia melanoxylon*)

"Blackwood" is also found in Victoria and NSW. While it has useful boat-building characteristics such as low shrinkage, easy workability, easy bending and reasonable strength and impact ratings, it is prized primarily for furniture because of its deep, lustrous grain, which dresses and turns well and takes a high polish. Polishing emphasises the wood's distinctive colours, which vary from light golden to deep brown with a reddish tint or black streaks.

**Its average density is 650 kg/M3** which makes it a little heavy for extensive use on small boats but good for features and hard-wearing parts.

## FOOD FOR THOUGHT

Ian Primrose

**Llew Sweatman** (a former) Instructor, Wooden Boat Centre Tasmania in an interview for book "*Shoes for the Moscow Circus*" by author, Leta Keens 2010 says:

*"The thing that people forget about boats is they're potentially lethal. If your car blows up, you can roll to the side of the road...kick the tyres and walk home. If a plank falls off one of these things 300 miles out to sea, the only place it is going is down. Every time you get on board is cause for probable death. You only have to get clonked on the skull and fall overboard, you're drowned. A simple plastic one-inch bung can be forgotten and it's goodnight".*

Quite a pessimistic view of boating which is a most enjoyable pastime but he is right to some (very small) extent.

If we thought as Llew does, then we would not go boating at all and face "probable death" each time. It reminds me of the saying...*"If you can't get it right the first time, then parachuting is not the sport for you"*. You must have confidence in your boat, in your ability and in your safety gear plus have an element of luck and perhaps do not go "300 miles out to sea"!

## THE MONKEY FIST HEAVING LINE

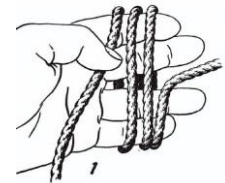
Ian Primrose

Do you have a heaving line? Not the battered old bit of rope that you use for a bow or stern line.. a proper heaving line! Bradford's *Glossary of Sea Terms* defines a heaving line as "a light line weighted at its end to aid in throwing to a pier or another vessel, as a messenger for a heavier line". A heaving line could get you out of trouble and prevent damage to both your boat and your pride.

The traditional heaving line has always had a Monkey's Fist knot as the "weight" as no-one has been able to come up with a better knot. This knot not only looks "salty" but it is also quite easy to learn. Get some cheap (but good) rope from Leo and make yourself one!

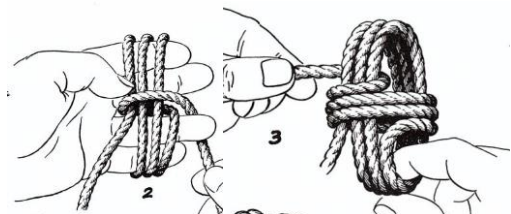
### Step 1

- Loop the line across the 4 fingers of the left hand - about 1.2m from the end;
- Holding the longest part with the thumb; add more turns so that you have 3 or 4 loops around the hand. **See Drawing 1**



### Step 2

- At right angles, pass the line around the loops you have just made through the gap in your middle fingers. (To do this, you will probably have to remove the loops from your hand unless your hand is quite large). **See Drawing 2 & 3**



### Step 3

- You now have 2 sets of loops going at right angles. Now make 3 loops over the centre (horizontal) set. **See Drawing 4**



## Step 4

- Now is the time to add some weight. I used a 2 ounce lead sinker, hammered into a more suitable shape but you could use a stone etc. Poke it into the centre of the knot.

## Step 5

- Now comes the interesting bit! Tighten the knot by working all the slack loops progressively back to the free ends. Long-nose pliers are good for this. It's a bit confusing tracing all the loops back but persevere – It can be done!

## Step 6

- Finish the knot with a whipping behind the ball and a long-splice (if using 3-strand) or a whipping to join the two ends. If it is kept to about 1-2m long, the heaving line can be tied to another line, as needed.



Drawings are sourced from *The Marlinspike Sailor* by Hervey Garrett Smith (1971) who appears to have based some of his drawings from *Knots, Splices & Fancy Work* by Chas. L. Spencer 1935 (now out of print)

**Here's some I prepared earlier...Front -6mm 3-strand synthetic – Rear – 10mm rubbish Bunnings rope**



### ARE WE GETTING SOFT? ASKS IAN KIRK

Are we getting soft? I was chatting with Phil last night and he told me about a guy he met who may become a WBAQ member. This fellow, in an adventure not unlike *Jack de Crow*, apparently sailed a moth from up near Oxley Creek down river to near the Gateway where he SLEPT ONBOARD. He then set off for Scarborough but the wind was too good so he continued onto Bribie Island, where he again SLEPT ONBOARD. His trip continued up Pumicestone Passage where he was favoured by suitable winds SLEEPING ONBOARD to reach Caloundra.

The bar was too rough to cross so he rang his son who brought the trailer up taking him up to, I think, Currimundi Lake where, after some difficulty, he got into the ocean after discovering that the entrance to the open waters was blocked.

He continued on in big seas finally entering the Noosa River where he continued upstream past Lake Cootharaba to Harry's Hut all the time while SLEEPING ONBOARD in a moth-yes, one of those cockpit-less dinghies of the 70's-80's that apparently was making cracking sounds while out on the ocean. Possibly from the ancient glue letting go?

Oh, and Phil says he's almost his age so must be middle sixties at least.

So, are we getting soft? Maybe we should be planning a camp cruise that excludes BIG boats like Jarcats and motor boats with a cabin !!!

### 2017 BUILDERS' PLAQUES

Have you launched or relaunched a boat this year? To receive your trophy at the December meeting send detail to Phil Brown at [4165phil.b@gmail.com](mailto:4165phil.b@gmail.com) or [info@woodenboat.org.au](mailto:info@woodenboat.org.au)

**By November meeting.** Required information: Name, Boat Name, Date launched and photo.

### CAPT. THUNDERBOLT AWARD

This perpetual award was created in honour of "*Chelsea*", the only wooden boat ever known to be struck by lightning on Lake Cootharaba. It is awarded (tongue-in-cheek) to the person who has had the greatest fail, best stuff-up or embarrassing moment during the past year.

Send your nomination in 25 words or less to Phil Brown [info@woodenboat.org.au](mailto:info@woodenboat.org.au)

This prestigious 2017 award will be made at the December meeting. **DOB-IN NOW!**

### DECEMBER CHRISTMAS MEETING

Wives & Partners are welcome (as always) to the Christmas event. For catering, please advise name & numbers at or by the November meeting either in person, phone or email [info@woodenboat.org.au](mailto:info@woodenboat.org.au)





## WHAT HAPPENED AT THE LAST MEETING

**Peter Wintour of International Panels (Aust) Pty Ltd**, parent Company to **PLYMASTER** gave us a very interesting and informative talk on **PLYWOOD** that he supported by giving us a 20 page information booklet. We learnt that the manufacture of ply is complex with a lot of variables and it is amazing that the ply that we buy is as good as it is. There are now only 4 ply mills in Australia – down from 70 or more in the 50's.

**Plymaster** carry the French Joubert range of ply which is made from Gaboon- A grade (from the Ivory Coast in Africa) and Okoume- B/C Grade that both meet the British Standard BS 1088 (now superseded by EC 305) and Lloyds standard.

This ply has other advantages for us as boat builders: It is lighter than hardwood ply (approx. 425- 495kg / cu m) compared to about 600 kg / cu m. and the sheets are longer at 2500 which can save a scarp in an 8ft or 16ft boat.

### Grades of Ply:

A Grade – top quality / best finish

B Grade – small defects such as small knots and minor splits

C Grade – Bigger splits and knots

D Grade - Basic quality (structural)

Exterior B/C grade could be used if the ply is encapsulated in epoxy and the boat is painted. It has the same glue type as marine grade (A).

**Marine Ply** has an "A" bond glue- (Phenolic\*) that is black in colour. \* not sure of that spelling

Plymaster also supply Bendi ply in 4.8mm, 5.5mm & 9mm that is great for curved decks and cockpits. It comes in long or cross direction.

### Sample Prices: (as at 1<sup>st</sup> April 2017)

- Joubert Okoume Marine B/B –  
4mm \$72.50 6mm - \$102
- Joubert Exterior B/C  
6mm 76.50
- Superwood Bendi Ply  
5.5mm - \$52

If you are building, it could be worth considering Plymaster 17 Babdoye St, Loganholme QLD 4129  
Phone: (07) 3277 6572

<http://plymasterqld.com.au/marineply/>

## NEXT MEETING:

**Mark Fort** will give us a presentation about his recent trip to the Port Townsend Boat Show in U.S



## 2017 CALENDAR OF MESSABOUTS &amp; EVENTS

## One day, weekend and week-long Messabouts and big events in 2017-18

**NOTE:** Due to the wide range of boat sizes and types, and relative seaworthiness, it always remains the Skipper's decision whether to participate or not. Aim to launch & depart from ramps by 0900 hrs unless otherwise advised. All week long events have a "Plan B" to be Wivenhoe Dam or Atkinson's Dam. For last minute information contact the nominated organiser (listed below) or a Messabout Committee member: Darrell Spiers 3298 5394 Phil Brown: 3820 8082

*If you are intending to go to a Messabout, Please advise the Host in case there are any last-minute changes (due to weather or other unavoidable changes).*

Type of Event: P= Paddle, R= Row, S= Sail, M= Motor Brackets ( ) indicate possible but not recommended

MONTH	TYPE	MESSABOUT	EVENTS
OCTOBER	P,R,S,M  P,R,S,M	➤ 16 <sup>th</sup> – 20 <sup>th</sup> Lake MacDonald Camp Host Phil Brown 0416 057 277 ➤ 29 <sup>th</sup> - 40 <sup>th</sup> Anniversary of Caloundra Power Boat Club – Boats on display with sail past Host Jim Jones	20 <sup>th</sup> – 22 <sup>nd</sup> Tweed Classic Regatta See below. Please advise them if attending. See Sept. Log for details
NOVEMBER	M,(S)  P,R,S  P,R,S P,R,M	➤ 6 <sup>th</sup> All Boats River Cruise-Up Brisbane River Ht 10:56 am Host Ian Mortleman 0413 457 656 ➤ 11 <sup>th</sup> Billies Bay, Lake Wivenhoe Paddle / Row / Sail Day Host Ron Prescott 0432 181 174 ➤ 26 <sup>th</sup> Lake Samsonvale ➤ Wed.29 <sup>th</sup> Deep Water Bend Pine River	4 <sup>th</sup> Point Talburpin Social & Race Day Race Briefing 10.30 Race 11 am Details Tony Harland 0419 848 684 Don Burrows 3829 0607
DECEMBER	P	➤ 16 <sup>th</sup> Enoggera Reservoir, Bne Forest Park	
2018	P,S,R P,R,M P,R,M	➤ Jan 20 <sup>th</sup> Lake Wyaralong ➤ 17 <sup>th</sup> Feb Cabbage Tree Creek Paddle ➤ 3 <sup>rd</sup> March Coomera River ➤ 18-20 May Bribie Classic Regatta	

## CALLING ALL MID-WEEK SAILORS-

Jim Jones is compiling a list of persons who would be interested in sailing, rowing – just general boating mid-week. Zone co-ordinators wanted too.

Contact Jim at [aeroservice@bigpond.com](mailto:aeroservice@bigpond.com) or phone 0408 443 291



## COMING EVENT DETAILS

Mark your calendar now

**16<sup>th</sup> – 20<sup>th</sup> October Camp Cooroora, Lake Macdonald.** The Messabout is scheduled for October 16-20, so a booking has been made. Unpowered sites are \$12 per person per night and powered sites are \$15. People wishing to attend should contact Phil on 0416 057 277 a few weeks prior so he can give an approximate number of campers.

**No fossil fuelled motors allowed on Lake.** Sail, row, paddle or electric.



**29<sup>th</sup> October Boats on Display at Power Boat Club** for their 40th celebration at Caloundra Boats can be on the hard-stand or in the water on the beach for people to view. Could do a sail past! <http://www.caloundrapowerboat.com.au/images/events/40years2.jpg>

**6<sup>th</sup> NOVEMBER (MONDAY) BRISBANE RIVER CRUISE** Depart from Manly (if you are fast) or meet up at Comslie at about 10am . Launch from Pinkenba (Northside) or Comslie (Southside) for a run up the river with the tide

Contact Ian Mortleman on 0413 457 656 or VHF Channel 77 High Tide 11-12 noon

**11<sup>th</sup> NOVEMBER BILLIES BAY ON LAKE WIVENHOE 10 am onwards** – at the new venue – turn off opposite at the road to Mt Glorious Row, Sail, Paddle, Picnic **Host Ron Prescott 0432 181 174**

## WBAQ MARKETPLACE

*Members - advertise for free here for 3 months! Boats, tools, accessories etc*

*WBA Qld accepts no responsibility for the accuracy of the information provided by the vendor, nor can it act as an agent in relation to any item listed. It remains the responsibility of the vendor and the buyer to verify the accuracy of information posted and to agree on the details of sale*

**BRING / BUY / GIVE-AWAY TABLE AT EVERY MEETING** – Clear your pre-loved items and transfer them to another more needy member. Mark items with name and price. No commission – free service! See Leo Sines – Merchandise Co-ordinator

**WBAQ MERCHANDISE** Identify your boat or yourself with WBAQ signage.  
Cloth Badges \$8; Stick-on labels 50cents. Metal Plaques MkII \$10.  
**BURGEEES \$15.**

**NEW... WBAQ Pennants** – Dress your boat -just \$10  
See Leo at the Merchandise Table at every meeting



**ROPE.** Available to members at cost. 6mm - .70c; 8mm-\$1; 10mm-\$1.20 per metre.  
Suitable for rigging or general use. Also 3mm cord in spools – only \$3 while stocks last.  
Order before the meeting by phoning Leo Sines 3843 1422 or 0418 781 756 [ejsines@bigpond.com](mailto:ejsines@bigpond.com)

**NOMINAL COST- Unfinished Project** 38' Hull and a lot of bits. Age/ health prevents completion – Located at Salisbury. Call Mande 0407 645 153 to discuss

**FREE! HARTLEY TS18 SAILS** – Free to member who will put them to good use!  
Fractional Rig Good condition - **Contact Geoffrey Price 4687 7596 Located at Rangeville Toowoomba**

### 2 SEAGULLS


- Forty plus made Sept 1975 4 Blade Prop Good Working order. \$150 neg
- Silver Century May 1974 5 Blade Prop – Seized (could be just emulsified gearbox) \$50 neg

**Contact Mac Campbell 0449 636 201**

**NEW – UPDATED MARSH CAT 14'** Strip planked hull. This project is half finished with mast and boom made rudder and deck beams WRC strip planked outside glassed Want someone to take over project as health does not allow him to finish .**Kevin Arrowsmith Located at Kingaroy price of \$1400.00.**

**THORPE SAIL BOAT about 12'** Other details not known but a give-away  
**Contact Phil Brown 0416 057 277**

**FOR SALE Belle** is a 16 ft skiff probably built in the early 70s. Double diagonal cedar that is clear varnished inside and out. The hull has been glassed and a small foredeck added. She comes with 2 masts and 3 sets of sails. She can be rowed and I have an outboard bracket for up to 5hp motor. On a registered trailer. Asking for \$2500  
For more info call **Matt on 0421819997.**







**GOOD ONE! For Sale \$6500. Reduced to \$5,200 ono Hartley TS16 "Zero One",** built stitch and glue, stronger, lighter and more room inside. Full set of sails, main, two jibs, roller reefing on the jib. Some spare sails if you want, spinnaker & jibs All rigging, including spinnaker pole and a spare mast with some fittings. 6 HP Suzuki four stroke very low hours, Bimini cover. Boat and trailer registered 'til February 2018 Loads of buoyancy. Located Rochedale Sth **Jon Elcock 0413 945 377**

Under reefed sail



Bimini shown



**BARGAIN! GOAT ISLAND SKIFF** Hull near completed; Full size plans available. All proceeds to be donated to WBAQ. Trailer not included but can deliver within Brisbane area. Only \$500 ono. Contact Ian Mortleman 0413 457 656



**NEW! GIVEAWAY Vee Jay "Impetuous" No 822** All the bits are there including main and jib but hull needs a bit of work. Also included is the building manual. **Contact [marie.hurley@glenmountsidings.com](mailto:marie.hurley@glenmountsidings.com)**



**NEW ! FOR SALE NUTSHELL DINGY** It was built by an apprentice at the wooden boat school approx 10 years ago.. It is in its raw state and it has never been launched. I am asking \$500 it cost me \$650. And I am certainly prepared to negotiate. Barry Kairl 0418711462. (Overseas until end Oct)



**NEW! FOR SALE** I have an 18 ft cold moulded strip planked Huon pine half cabin boat built by my father, which I am looking at selling in the future. It is a "putt putt" boat with an inboard 2 cylinder 2-stroke Blaxland engine with an expanding sleeve engagement mechanism for the propeller shaft. It has never been used and needs a cabin and painting. The hull is complete along with the deck, rudder, tiller, engine cover, floor panels and seating. It is on a trailer at the moment in storage. Gavin 0427958450

**NEW! FOR SALE** I have recently removed the wooden spruce masts from my 14 metre ketch. Just wondering if any of your members would be interested in buying my masts, boom and rigging. Main mast is 15.36 metres long. Main boom is 4.65 metres long. Mizzen mast is 10.94 metres long. Good condition. Located in Manly, \$2000 John Patrick <jpatrick131@gmail.com>

### **Boatcraft Pacific** (Advertisement)

The best source for all your boat building materials.

- Bote-Cote marine coating resins. 2:1 Amine blush free optimised for Australian conditions
- Epox-E-Glue A pre gelled 1:1 epoxy glue.
- Purbond Single pack waterproof adhesive ideal for strip planking and joinery.
- Aquacote Water based high build epoxy primer and water based 2 pack polyurethane top coat. Very high performance two pack paints without the fumes and health worries.
- Cop-R-Bote antifouling. Copper metal permanent antifoul that really works.
- Fibreglass Woven and knitted reinforcements, the widest range of weights and constructions.
- Timber and Plywood. Marine plywood and long length clear hoop pine, WRC and Kiri.
- Silicone Bronze and Copper fastenings. The largest range in Australia.
- Davey traditional bronze ship and boat fittings. Plans. We can supply a wide range of boat plans. Come and browse our catalogues. Save money with our material packages.

46 Chetwynd St Loganholm, Qld 4129 Ph 3806 1944 Fax 3209 7711

**Be sure to tell us you are a WBAQ Member to receive a 7.5% discount from Trade price**

### **BoatCraft Pacific (Sunshine Coast)** (Advertisement)

#### **Sunshine Coast boatbuilders !**

BoatCraft products now available ex stock from our Noosaville location

Bote-Cote Epoxy – Epoxy Glue - Purbond – Aquacote – Fibreglass – Timber – Marine plywood  
Shed 3, 7 Bartlett St, Noosaville 4566 Tel 0405 385 194 (call to check opening times)