

THE WOODEN BOAT  
ASSOCIATION OF QUEENSLAND inc  
Celebrating the diversity and enjoyment of Wooden Boats

# THE LOG

Wooden Boat Association of Queensland Inc  
P.O. Box 210 Mt Ommaney Q 4074  
Email: [info@woodenboat.org.au](mailto:info@woodenboat.org.au)  
Web: <http://www.woodenboat.org.au>

SEPTEMBER 2017

*"Our yachts are toy boats- they glint on a lovely brief bubble of time.  
The boat's importance as an escape from reality, as a change of pace,  
as a time for reflection and as an art form, gives it value".*

*William Garden – in Yacht Designs II*



CALOUNDRA MESSABOUT  
STORY INSIDE

Photos: Ian Primrose



## Wooden Boat Assn Qld Committee

- **President** Jim Jones 0408 443 291
- **Vice-President** Jon Elcock 0413 945 377
- **Secretary** Phil Brown 0416 057 277
- **Treasurer** Wayne Aberdeen 0418 752 523
- **M'ship Secretary** Ed Elcock 0400 885 103
- **Webmaster** John Tennock  
[webmaster@woodenboat.org.au](mailto:webmaster@woodenboat.org.au)
- **Web content/ Publicity**  
Malcolm Hodgen
- **Committee** Ian Trail, Doug Graham, Ian Primrose (Log Editor), Peter Jensen
- **Events sub-committee** –Phil Brown
- **Messabout Co-ordinator**  
Darrell Spiers 3298 5394
- **Librarian** – Mac Finch
- **Merchandise** Leo Sines

## Regular Meetings and Activities

Meetings are held at 7.00 pm on the second Tuesday of the month (except January) at the Queensland Maritime Museum, following a BBQ at 6.00pm. Bring along your plans, projects and problems for group attention. Don't forget something for **SHOW, TELL & ASK**. The Committee meeting is held at Queensland Maritime Museum at 4:00 pm prior to the BBQ meeting. Workshop Working Bees are on hold until further notice.

Entry to the Museum for meetings and workshop days is off Dock Street, via the emergency vehicle gate between the cycle path and the old timber Dock building. Use intercom for entry.

Messabouts are held monthly. For details of these and other wooden boat events, refer to the calendar of events later in this newsletter

### Sub-Committees

#### Messabout Calendar

[info@woodenboat.org.au](mailto:info@woodenboat.org.au)

#### St Ayles Skiff Sub-committee

Steven Ainscough- Leader

[communityrowingqld@gmail.com](mailto:communityrowingqld@gmail.com)

**Provedores** Ian Trail & Mac Finch

### Editor's Note

Your contributions to the LOG are sought and welcomed. Articles in MS word with JPEG photos are the preferred format. Email if possible. The Log is generally finalised the day after the monthly meeting. Editor Ian Primrose  
Phone 3263 3381 m 0491 120 888 Contributions to:  
[imprimrose@powerup.com.au](mailto:imprimrose@powerup.com.au)

### WBAQ Disclaimer

**Opinions and Advice:** Opinions and advice expressed in "The Log" and the Association's meetings are those of the individual originator's only. The Editor and the Association's Committee do not necessarily endorse views expressed at such forums.

**Participation in Events:** Participation in events organised by the Association may involve certain risks inherently associated with the perils of the sea or weather which include the possibility of damage to, or loss of, vessels and equipment, as well as injury or death to persons. Such risks will require the exercise of the prior judgment of members on behalf of themselves, their guests and invitees, whether to commence or continue any particular activity irrespective of information supplied by the Association, its Committee or officers. The Association, its Committee and officers accept no responsibility for damage, loss, injury or death arising from these risks.

**Contributions to "The Log":** Contributions to "The Log" by members of the Association on relevant topics are most welcome. Contributions may be edited before publication at the Editor's discretion. By submitting any material for publication the Contributor warrants that he/she is the copyright owner, and consents to both the editing of the material and its publication in 'The Log' and on the Association's website, on a royalty free basis.

Header Photo by Paul Hernes  
Boats early morning at Lake Cootharaba 2017

(Press Control [ctrl] & Click to access active links in the LOG or copy to your search engine)

## FROM THE CAPTAIN'S CABIN

Jim Jones, President

### THE JOY OF (WOODEN) BOATS

The quote by William Garden at the top of this Log pretty-much sums up our boats and our Association. William Garden (1918 -2011) was a Canadian and American naval architect and marine engineer.

For six decades, he designed watercraft ranging from commercial fishing vessels and tugboats to motor and sailing yachts. One of his best, in my view is the 12ft day-sailer, *Tom Cat*.

( For interest.. by-the-way... an extract from Garden's Book on the *Tom Cat* can be found here:

[https://books.google.com.au/books?id=PM1LyVma-0C&pg=PA1&lpg=PA1&dq=Book+tom+cat+boats&source=bl&ots=HOCsu0Zam&sig=irjhNMy1rnD6\\_orjFvhgR2QyrY&hl=en&sa=X&ved=0ahUKewjVvKahy5HWAhUHFpQKHQFGDxlQ6AEIXzAL#v=onepage&q=Book%20tom%20cat%20boats&f=false](https://books.google.com.au/books?id=PM1LyVma-0C&pg=PA1&lpg=PA1&dq=Book+tom+cat+boats&source=bl&ots=HOCsu0Zam&sig=irjhNMy1rnD6_orjFvhgR2QyrY&hl=en&sa=X&ved=0ahUKewjVvKahy5HWAhUHFpQKHQFGDxlQ6AEIXzAL#v=onepage&q=Book%20tom%20cat%20boats&f=false)

*It contains some great illustrations and advice).*

### "The boat's importance ... as an escape from reality"

- When you are on the water you are removed from your everyday cares - it's just you in the environment.

".. as a change of pace" - Sometimes you are drifting and sometimes you are working hard to manage your boat but it's not about getting somewhere in a hurry - the journey is more important than the destination - it is certainly a **"time for reflection"**.

Every boat built or restored by our members is unique - even if built from the same plans. Art has this characteristic of uniqueness that is crafted from the heart. Our wooden boats are therefore "art" with each one being built with care and love. As with art, our boats may have several "layers" as they evolve to meet our changing requirements.

As you read this, a group of us will be at Yamba on the Clarence River just messing about. However, William Garden misses an important benefit of our boating activities - Friendship. With a common shared interest, friendships can readily develop where experience and knowledge is shared. This is perhaps the most valuable aspect of our boating life.

But Garden with these few words has hit the nail on the head- I couldn't say it better myself.

Lastly, I would like to thank all the members who put

boats in the Brisbane Boat Show and those members who manned the stand. In particular, special thanks to Phil Brown who made it happen and who spent a lot of time there to ensure its success. We spread the joy!

**JIM**

## UNDER CONSTRUCTION

*This segment is provided for members to liaise with builders of boats that they themselves may be interested in building.*

**Ross O'Brien** is building a Kids' 6' mini-boat for his grandson, Zac Ford- with Zac's help of course!



**Jeff Bailey's** Selway Fisher 'Woodland' sailing canoe is progressing well with the lapstrake hull complete and the inner whale installed. The buoyancy tanks are currently being created

**UPDATED Ed Elcock with son James** is in the process of finishing an Argie 15 designed by Dudley Dix as a low-powered motor boat...Main activity this month was modifying the bow V on the trailer to suit the boat and sitting in the "planning and thinking" chair.. perhaps a trip to Ayres Rock...

**Geoff Williams** is building an Oughtred "McGregor" canoe – the 13'7" version. Hull is completed.

**Peter Jensen** is building an Oughtred 'Puffin'.

**Jon Elcock** renoing an 18' Cecily Bowden Cruiserette outside complete - now let's have look at the wiring.

**Bruce Wollstein** is building his 4th canoe – A K1 type kayak

**Geoff Taylor** is building a 16' Eureka Canoe

**Chris Treloar:** Jim Michalak design. After a break, Chris is back working on this one.

**Allan Tomley:** 8.3 metre folding & trailerable catamaran. Also Reno-ing a **Hartley**

**David Thierens** is building a classic Riviera of cold moulded construction. There is now a big V8 sitting on the beds waiting connection.

## NEW MEMBER

**A hearty welcome to:**

**Phillip Dudley** of Corinda. Phillip's boat is a Mariner that has a fibreglass hull but a lot of teak in its fit-out. Phillip wants to build an experimental type of sailing boat, principally made from plywood. Phillip heard about us on the Internet.

## REPORTS

### CALOUNDRA MESSABOUT

*Story & photos: Ian Primrose*

As tradition dictates, the event started with a Meet & Greet at the Power Boat Club. Also in traditional manner, the place was noisy but the food and the company were both good.

The weather for this weekend was the sort that makes Queensland Tourism proud enough to photograph it, print it and hang it on every wall for all to see. It is also the motivation that causes Victorians to migrate north for winter in plague proportions.

Saturday morning the boats accumulated at the beach alongside of the ramp and at 9 am we set off for Lighthouse Reach. It was a drifting start with the air as still as a Brisbane early morning traffic jam but the fleet eventually arrived at Lighthouse Reach – some with the help of the iron spinnaker. The two motor boats had no problems getting there, having traded the silence of sail for pure function.

The final count was 17 boats (15 sail / 2 motor) carrying 25 people. A leisurely lunch was had and as time had passed, it was decided to conduct the Russell Lannigan "Race" on the way back to Caloundra.

It is said that you only need two boats travelling in the same direction to have a race. This event is not called a race, or if it is then the ( " " ) are added for fear of invalidating insurance. This is a test of sailing skills and he who has the greatest skill (or cunning and wile) will get to the destination first.

Starting the "R" with 15 different size boats was like herding cats. The smaller boats were to be given a start but some larger boat(s) broke the line. There were boats tacking in every direction. Imagine the start of the Sydney to Hobart but with smaller boats on a smaller course. What the heck! – drop the flag and let them sort it out.

There was a good breeze up and so it was a good run back, negating the need for subsidiary propulsion (so I'm told).

The Russell Lannigan Award was eventually given to the oldest crew (+/-165 years combined) with the

oldest boat (+ 50 years)- Geoff Williams and Ron Prescott in Geoff's Mirror 16. The late Russell would have been most pleased as he too was the owner/operator of a Mirror 16.



On Saturday Night, 20 or so gathered at the Tavern for a meal, again the food was good but again, the venue was noisy.

**Sunday** saw another beautiful day with light breezes and the destination was set for the "Blue Hole" on Bribie. We were led by the Caloundra boys or should one say "misled" as they took us past the Blue Hole to Sunshine Beach which they promptly renamed as the "Blue Hole West". However, in hindsight it was probably a good move as it was away from the wash and hub-bub of the weekend stink-boats.



Special mention goes to Ross O'Brien who, with 4 y.o. grandson, Zac as crew, rowed the several kms in good time to join us. It was good to see Bruce McConkey too, who came down from Noosa.





We motored sailed into Caloundra, past Kings Beach to the bar then went back to the “real” Blue hole for lunch. Conditions were perfect for an afternoon sail and then some had to face the turmoil at the ramp to retrieve their boats. Some more fortunate, stayed on for the rest of the week and experienced more magic weather.

### BRISBANE BOAT SHOW

Phil Brown

Our Association participated in the Brisbane BIA Boat Show which was held at the Convention Centre, South Brisbane, August 25<sup>th</sup> -27<sup>th</sup>.



We displayed five boats belonging to members, and QMM displayed the Flying Dutchman. Boats displayed by us were a Hartley TS18; Caledonian Yawl; Whitehall Pulling Boat; Wes Farmer 10ft dinghy inboard motor powered; an 8ft Auk (Oughtred design)



Photos thanks to Everything Watercraft

Unfortunately the display was split, separated by a twenty metre gap that was manageable but not so aesthetically pleasing. We promoted the Association and Wooden Boats. The general feeling is that we should expect a few new members and some visitors to our meetings.



Thanks go to the members who gave of their time to supply and display boats, and those who manned the display and spoke to the visitors.

### BRISBANE RIVER MESSABOUT

2<sup>nd</sup> September

Story & Photo – Darrell Spiers



Gayle & Peter Jensen

Three boats attended the Messabout - John and Kathy Web in their double-ended power craft; Peter and Gayle Jensen in their lovely clinker canoe and myself in my 3m powered dinghy.

We launched and proceeded from the Long Pocket boat ramp after a short drama when my boat decided to reverse up the ramp under power at a great rate of knots as soon as it was placed into gear.

Due to a small oversight on the part of **Captain Risky**, I quickly learnt that there are left-hand props and right-hand props and that I had fitted the wrong one!

However, all was not lost as I had the correct one on board and a quick re-fit had the boat going in the forward mode, which is most desirable when you want to get somewhere! **Lesson: First rule of boating- Sharp end leads- Blunt end follows!**

After travelling upstream against a strong tidal flow we found a place for lunch at the Indooroopilly Canoe Club pontoon. After having a relaxing break and lunch we returned downstream on the still outgoing tide to load the boats and return home at 2 pm.

## LAKE COOTHARABA WEEK

Story Paul McShea - Photos Paul Hernes



Ken & Sue

Ian Kirk and Lex Baddily arrived on Sunday Fathers' day to set up camp with Paul Hernes and me arriving on Monday. Campers at the site were mostly made up of the Caloundra boys with the absence of 3 who were not well enough after the flu had taken advantage of them. It must have been a proper man-flu as they would normally have been the first to arrive. Ron arrived Monday and joined the group.

Thirteen (13) boats were counted on the lake including a couple of locals. It was great to see Gonzo sailing again, and what sailing we had for three days, with a stiff 15 plus knot wind that tested us.

To sum it up the sailing was good; the camp site excellent with camp fires and plenty of attitude; chilly nights, beautiful days and great company. There was night out at the pub on Wednesday as Lex had to head off on Thursday. We had a good group of about 18 around the table.

Ken Mills had made 3 lovely prints to give away, as well as T/shirts and the Cootharaba Cup. The artwork went to Barry Baker, Ron Prescott and Paul Hernes. The cup was awarded to Kirkie due to a false alarm raised by me. I had lost sight of Pete Hines' sail, being dark red against the tree line, it was quite difficult to see, in fact almost impossible in tough conditions. I called over to Kirkie that Pete was missing and with him having arrived only a few hours earlier rather unwell, I was concerned about him. Kirkie started looking for him and I headed off in case he had returned back to the beach but no sign of him there. I hopped in Barry's Coresound to look for him but in the end all was good as he had returned OK. I caused a false alarm, however in my opinion better to be safe than sorry. The only real drama to happen that afternoon was that Terry broke his mast.



"Pug" in full flight



Moonrise on the Lake

## 2018 WBAQ CALENDAR

**LAST CALL !!!** We will need quality photos for our 2018 Annual Calendar by our October meeting. Photos should be medium to high resolution (3-5mb); preferable in landscape format and be of general interest in subject – with boat(s) included of course. Preference is for photos taken Oct 2016 onward. So start clicking or going through your archive.

## Nautical terms in common use

### No Room to swing a Cat -

This is related to last month's "Let the cat out of the Bag" phrase.

The entire ship's company was required to witness flogging at close hand. The crew might crowd around so that the Bosun's Mate might not have enough room to swing his cat o' nine tails.

**Today**, it usually relates to houses, rooms and even workshops and boats that are considered inadequate or undersized.

## WEBWATCH

### GO BOATING WITHOUT GETTING WET

Getting 16 feet Planks from 8 foot Panels...

<http://rosslillistonewoodenboat.blogspot.com/feeds/posts/default>

**Ross Lillistone** describes the scarphing of planks with his usual clarity and throws in a step-by-step demo of CAD on his Three Brothers powerboat.

<https://www.flickr.com/photos/britishlibrary/sets/72157639804990613>

**British Library of copyright-free images of boats**

[https://www.flickr.com/photos/library\\_of\\_congress/albums/](https://www.flickr.com/photos/library_of_congress/albums/)

**Library of Congress images** – all subjects – See link to America's Cup (23 Photos) when they raced "real" boats.

From Ian Mortleman

**Free paddle template downloads!**

<http://ashesstillwaterboats.com/product/canoe-paddle-templates/>

**Lodestar Books** – New and neglected nautical writing

<http://lodestarbooks.com/product-category/lodestar/>

**LAUNCHINGS**

**BRAVO / ZULU**

Naval Flags meaning "Well Done"

**Rick Sutton** has launched his Ross Lillistone designed "Water Rat" that can be built at a length of 9' or 10'8". We don't have a photo of Rick's Boat but a photo from Ross's site is shown here:



More photos and plans from:

<http://baysidewoodenboats.com.au/designs/water-rat/>

Rick intends to set it up for fishing around the Caloundra waters rather than taking his Navigator "Chelsea" out all the time.

(Footnote: As you recall, "Chelsea" was once struck by lightning. At least this one will be a smaller target!)

**TIMBER FOR BOAT BUILDING**

Compiled by Ian Primrose

**WESTERN RED CEDAR & PAULOWNIA**

– Two timbers for strip-planking

**WESTERN RED CEDAR** (*Thuja plicata*. Family: *Cupressaceae*)

Other names - British Columbia cedar, western cedar, red cedar

**Description:** A large tree attaining a height of 40 to 55m and 1 to 3m in stem diameter. Specimens have been recorded at over 65m and 5m in stem diameter. Western red cedar occurs in British Columbia, Canada and in the United States of America in Washington, Oregon, Idaho and Montana. It has the typical long tapering form of a North American conifer. The bark is relatively thin for such a large tree. It is fibrous and fissured. The timber is readily available from imported timber sources.

**Sapwood** is yellowish-white, distinct from heartwood.

**Heartwood** is pink brown to dull brown, often with darker brown streaks. **Texture** is fine with typical earlywood/latewood bands. Straight grained.

Growth rings show distinct, visible without a lens. Latewood to earlywood transition abruptly. Latewood bands are much narrower than earlywood bands. Very soft (rated 6 on a 6 class scale) in relation to indentation and ease of working with hand tools. Machines and turns well to a smooth surface.

**Fixing.** Ferrous fastenings and fittings may be corroded by wood extractives when used in weather-exposed situations. Can be satisfactorily bonded using standard glues. Readily accepts paint, stain and polish.

**Uses:** Can be used for small **boat building** with the main use being for strip-plank construction due to its light weight. However, the cost of Western Red Cedar has risen of late and other cheaper timbers have taken its place with good results – mainly **Paulownia\***. (see below)

Due to its pleasant reddish/brown colour, it is the preferred timber if the vessel is to be left bright – mainly used in canoes and kayaks.

**General use includes** as sawn timber in cladding, linings, joinery and shingles indoor and outdoor furniture, turnery, joinery, carving, beehives, venetian blinds and shutter blinds.

**Density 380kg/ M3 at 12% moisture content**

**\*Australian Paulownia (*Paulownia tomentosa*)** is descended from native Asian stock and is now an Australian Plantation timber, grown in four states. Paulownia is light in weight and pale blonde in colour with its own character grain but approximately the same strength as **Western Red Cedar**. It has a feel like a firm balsa wood. It is very light and can be painted or stained to resemble any timber. It is easily limed and when painted does not experience oily seepage. Because paulownia resembles Western Red Cedar in weight (**Density 260-290 kg/M3**) and strength it is increasingly being used in the marine industry, particularly for strip plank construction.

See <http://www.paulowniatimber.com.au/marine.php>





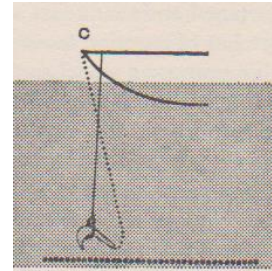
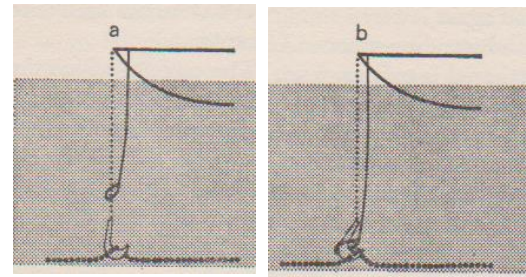
## ANCHOR TRIPPING LINES

John Tennock

*Here's a neat trick I picked up recently. I think I'll start carrying a spare foot or so of chain and a shackle as a precaution. John Tennock*

### Anchor Tripping Lines From "Family Cruising" by T. L. Kinsey 1975

While every yachtsman knows he should use a tripping-line to each anchor, in practice this is seldom done. Others argue in defence of not using tripping-lines, suggesting risks of fouling the line with the underwater parts of the hull as the boat swings to the turn of the tide and of tripping out the anchor prematurely. Whatever the reason for not using a tripping-line it is cold comfort once the anchor is well and truly lodged beneath some immovable mooring chain. But all may not be lost provided the boat has a "collar" on board. This is approximately 10-12 inches in diameter and is made from a loop of spare chain, closed with a shackle which is in turn attached to a length of line. By hauling short on the fouled cable so that the chain is almost straight up and down the collar can be joined around the cable and slid down, under its own weight, to the anchor whose shank is pointing upward to receive it. (This method can only be practised on stockless anchors of the Danforth or C.Q.R. type: Fisherman type or other stocked anchor cannot be recovered in this way.) The weight of the collar will carry it down the cable along the shank of the anchor as far as the crown. Once this point has been reached it can be felt as the line goes slack. The anchor cable can now be slackened off again so that the anchor will take up its natural lay along the sea bed. The lifting load can now be transferred to the collar which is located where a tripping-line should be and the anchor tripped out and recovered.



## WHAT HAPPENED AT THE LAST MEETING

Whilst we did not have a designated speaker as such, we had many contributions from the floor as an open Show, Tell & Ask including a demo of jogging sticks to make panels by Ed; and much, much more.

### NEXT MEETING:

All you wanted to know about Plywood- Ryan Connelly from PLYMASTER will enlighten us



Translation: "... must be hell onshore on a night like this"





## 2017 CALENDAR OF MESSABOUTS &amp; EVENTS

## One day, weekend and week-long Messabouts and big events in 2017-18

**NOTE:** Due to the wide range of boat sizes and types, and relative seaworthiness, it always remains the Skipper's decision whether to participate or not. Aim to launch & depart from ramps by 0900 hrs unless otherwise advised. All week long events have a "Plan B" to be Wivenhoe Dam or Atkinson's Dam. For last minute information contact the nominated organiser (listed below) or a Messabout Committee member: Darrell Spiers 3298 5394 Phil Brown: 3820 8082

*If you are intending to go to a Messabout, Please advise the Host in case there are any last-minute changes (due to weather or other unavoidable changes).*

Type of Event: P= Paddle, R= Row, S= Sail, M= Motor Brackets ( ) indicate possible but not recommended

MONTH	TYPE	MESSABOUT	EVENTS
SEPTEMBER	P,R,S,M	➤ 27 <sup>th</sup> Grandparents/ Kids Picnic Day Sylvan Beach Bribie Island Host Ian Primrose 0491 120 888	
OCTOBER	P,R,S P,R,S,M	➤ 7 <sup>th</sup> Open House Day at Maritime Museum – boats on display – See Below ➤ 16 <sup>th</sup> – 20 <sup>th</sup> Lake MacDonald Camp Host Phil Brown 0416 057 277 ➤ 29 <sup>th</sup> - 40 <sup>th</sup> Anniversary of Caloundra Power Boat Club – Boats on display with sail past Host Jim Jones	8 <sup>th</sup> Boaties Market Victoria Pt School  20 <sup>th</sup> – 22 <sup>nd</sup> Tweed Classic Regatta See below. Please advise them if attending.
NOVEMBER	M,(S)  P,R,S P,R,S P,R,M	➤ 6 <sup>th</sup> All Boats River Cruise-Up Brisbane River Ht 10:56 am Host Ian Mortleman ➤ 11 <sup>th</sup> Billies Bay, Lake Wivenhoe Paddle / Row / Sail Day ➤ 26 <sup>th</sup> Lake Samsonvale ➤ Wed.29 <sup>th</sup> Deep Water Bend Pine River	
DECEMBER	P	➤ 16 <sup>th</sup> Enoggera Reservoir, Bne Forest Park	
2018	P,S,R P,R,M P,R,M	➤ Jan 20 <sup>th</sup> Lake Wyaralong ➤ 17 <sup>th</sup> Feb Cabbage Tree Creek Paddle ➤ 3 <sup>rd</sup> March Coomera River	

## CALLING ALL MID-WEEK SAILORS-

Jim Jones is compiling a list of persons who would be interested in sailing, rowing – just general boating mid-week. Zone co-ordinators wanted too.

Contact Jim at [aeroservice@bigpond.com](mailto:aeroservice@bigpond.com) or phone 0408 443 291



## COMING EVENT DETAILS

Mark your calendar now

### 27<sup>th</sup> SEPTEMBER (Wednesday) GRANDPARENTS / PARENTS & KIDS PICNIC DAY Sylvan Beach Bribie Island.

Turn left over the Bridge where there is a ramp, good sandy beach and facilities. Bring a boat and get the kids off their screens and outdoors. Fish & chips available nearby or bring a picnic. Host Ian Primrose 3263 3381

**7<sup>th</sup> October (Saturday) The Brisbane Open House day** at Qld Maritime Museum is on Saturday 7th October as part of the Open House Day where 100 public and private buildings and spaces are open to the public. This is a big day for the Museum with lots of visitors expected.

**Boats on Display** – To supplement the Museum's collection we can display our boats to promote our Association. **Boats Wanted !** Deliver Friday 6<sup>th</sup> and pick up Sunday 8<sup>th</sup> after 4.30. Phil Brown 0416 057 277

**16<sup>th</sup> – 20<sup>th</sup> October Camp Cooroora, Lake Macdonald.** The Messabout is scheduled for October 16-20, so a booking has been made. Unpowered sites are \$12 per person per night and powered sites are \$15. People wishing to attend should contact Phil on 0416 057 277 a few weeks prior so he can give an approximate number of campers.

**No fossil fuelled motors allowed on Lake.** Sail, row, paddle or electric.

**29<sup>th</sup> October Boats on Display at Power Boat Club** for their 40th celebration at Caloundra. Boats can be on the hard-stand or in the water on the beach for people to view. Could do a sail past!

<http://www.caloundrapowerboat.com.au/images/events/40years2.jpg>

## WBAQ MARKETPLACE


*Members - advertise for free here for 3 months! Boats, tools, accessories etc*

*WBA Qld accepts no responsibility for the accuracy of the information provided by the vendor, nor can it act as an agent in relation to any item listed. It remains the responsibility of the vendor and the buyer to verify the accuracy of information posted and to agree on the details of sale*

**BRING / BUY / GIVE-AWAY TABLE AT EVERY MEETING** – Clear your pre-loved items and transfer them to another more needy member. Mark items with name and price. No commission – free service! See Leo Sines – Merchandise Co-ordinator

**WBAQ MERCHANDISE** Identify your boat or yourself with WBAQ signage.  
Cloth Badges \$8; Stick-on labels 50cents. Metal Plaques MkII \$10.  
BURGEES \$15.

**NEW...** WBAQ Pennants – Dress your boat -just \$10  
See Leo at the Merchandise Table at every meeting



**ROPE.** Available to members at cost. 6mm - .70c; 8mm-\$1; 10mm-\$1.20 per metre.

Suitable for rigging or general use. Also 3mm cord in spools – only \$3 while stocks last.

Order before the meeting by phoning Leo Sines 3843 1422 or 0418 781 756 [ejsines@bigpond.com](mailto:ejsines@bigpond.com)

**GIVE AWAY!** Aluminium mast FREE. 6.3m long, 90x60mm section with mast cap, sail track, hounds fittings and gooseneck track. Was fitted to a Hartley TS16. Contact John Milne 0414602204



**NOMINAL COST- Unfinished Project** 38' Hull and a lot of bits. Age/ health prevents completion – Located at Salisbury. Call Mande 0407 645 153 to discuss

**HARTLEY TS18 SAILS** – Free to member who will put them to good use!

Fractional Rig Good condition - **Contact Geoffrey Price 4687 7596 Located at Rangeville Toowoomba**

## 2 SEAGULLS

- Forty plus made Sept 1975 4 Blade Prop Good Working order. \$150 neg
- Silver Century May 1974 5 Blade Prop – Seized (could be just emulsified gearbox) \$50 neg

**Contact Mac Campbell 0449 636 201**

**NEW – UPDATED MARSH CAT 14'** Strip planked hull. This project is half finished with mast and boom made rudder and deck beams WRC strip planked outside glassed Want someone to take over project as health does not allow him to finish .**Kevin Arrowsmith Located at Kingaroy price of \$1400.00.**

**THORPE SAIL BOAT about 12'** Other details not known but a give-away

**Contact Phil Brown 0416 057 277**

**FOR SALE Belle is a 16 ft skiff** probably built in the early 70s. Double diagonal cedar that is clear varnished inside and out. The hull has been glassed and a small foredeck added. She comes with 2 masts and 3 sets of sails. She can be rowed and I have an outboard bracket for up to 5hp motor. On a registered trailer. Asking for \$2500  
For more info **call Matt on 0421819997.**



**NEW! For Sale \$6500. Hartley TS16 "Zero One"**, built stitch and glue, stronger, lighter and more room inside. Full set of sails, main, two jibs, roller reefing on the jib. Some spare sails if you want, spinnaker & jibs All rigging, including spinnaker pole and a spare mast with some fittings. 6 HP Suzuki four stroke very low hours, Bimini cover. Boat and trailer registered 'til February 2018 Loads of buoyancy. Located Rochedale Sth **Jon Elcock 0413 945 377**

Under reefed sail



Bimini shown



**BARGAIN! GOAT ISLAND SKIFF** Hull near completed; Full size plans available. All proceeds to be donated to WBAQ. Trailer not included but can deliver within Brisbane area. Only \$500 ono. Contact Ian Mortleman 0413 457 656



## Boatcraft Pacific (Advertisement)

The best source for all your boat building materials.

- Bote-Cote marine coating resins. 2:1 Amine blush free optimised for Australian conditions
- Epox-E-Glue A pre gelled 1:1 epoxy glue.
- Purbond Single pack waterproof adhesive ideal for strip planking and joinery.
- Aquacote Water based high build epoxy primer and water based 2 pack polyurethane top coat. Very high performance two pack paints without the fumes and health worries.
- Cop-R-Bote antifouling. Copper metal permanent antifoul that really works.
- Fibreglass Woven and knitted reinforcements, the widest range of weights and constructions.
- Timber and Plywood. Marine plywood and long length clear hoop pine, WRC and Kiri.
- Silicone Bronze and Copper fastenings. The largest range in Australia.
- Davey traditional bronze ship and boat fittings. Plans. We can supply a wide range of boat plans. Come and browse our catalogues.

Save money with our material packages.

46 Chetwynd St Loganholm, Qld 4129 Ph 3806 1944 Fax 3209 7711

**Be sure to tell us you are a WBAQ Member to receive a 7.5% discount from Trade price**

## BoatCraft Pacific (Sunshine Coast) (Advertisement)

### Sunshine Coast boatbuilders !

BoatCraft products now available ex stock from our Noosaville location

Bote-Cote Epoxy – Epoxy Glue - Purbond – Aquacote – Fibreglass – Timber – Marine plywood

Shed 3, 7 Bartlett St, Noosaville 4566 Tel 0405 385 194 (call to check opening times)





## Ahoy all ships & boaties... Mark your calendars!

**Friday 20th - Saturday 21st - Sunday 22nd October**

Greetings to all...

Firstly the committee extends their thanks and appreciation for your attendance last year.

The Ivory Tavern and Marina are now separate entities as the Tavern was sold earlier this year, the tavern has been refurbished in a boatshed maritime theme which is great for our Saturday evening activities. The marina was retained by the original owner and will still support this years event with berths subject to availability. Further details in due course. From our feed back, the general consensus is that over all it was a successful event... and I'm sure you'll agree the awards night was one of the best so far.

It seemed that being on the marina made way for more social activity, and people being able to put faces with boats.

We believe many new friendships blossomed.

But... as information filters down, we have heard the on water activities were missed. So this year our efforts are to get the right balance.

So on that note the Saturday cruise up the Tweed is back by popular demand. Details to be confirmed.

### Accommodation...

In regards to accommodation, due to mis communication last year the various tourist parks were booked by fishing clubs etc so we ask that you plan ahead and book early. Below are a number of well located parks.

By far the Boyds Bay Holiday Park is ideally located literally on the other side of the bridge adjacent to the marina.

It features a boat ramp in a protected small bay. Similar to Hacienda.

1. Boyds Bay Holiday Park - 3 Dry Dock Rd. Tweed Heads South - Ph: 07 5524 3306 Onsite Boat Ramp - [www.tchp.com.au](http://www.tchp.com.au)

2. Colonial Tweed Holiday & Home Park - 158 Dry Dock Rd Tweed Heads South - Ph: 5524 2999

(No boat Ramp - No Pets) [www.colonialtweed.com.au](http://www.colonialtweed.com.au)

3. River Retreat Caravan Park - 8 Philip Parade Tweed Heads South - Ph: 07 5524 2700 (Small pet friendly - 500m to boat Ramp) [www.riverretreatpark.com.au](http://www.riverretreatpark.com.au)

4. Hacienda Holiday Park 37-63 Chinderah Bay Dr Chinderah Ph: 02 6674 1245 (Boat Ramp) [www.haciendavc.com.au](http://www.haciendavc.com.au)

### Your Support.

The event will as always rely on your participation. **Can we ask that you please notify us as soon as possible of your intention to attend.** This will help the Committee immensely to organise the event.

### Communication & Replies.

**Again, this year we will only communicate via email.**

Our email is able to be viewed by all the committee members so please feel free to contact whom you know and pass it on to anyone that might be interested. Email: [tweedriverclassicboatregatta@outlook.com](mailto:tweedriverclassicboatregatta@outlook.com)

We hope to see you all back this year for another Great Regatta. Further details, registration costs and programme will be emailed mid -August.

### Enquiries...

Bob Modystack 02 6672 5808 - 0417 714 456  
Mel & Mick 0422 742 642